

Dnipropetrovsk
region

2024
25
investment
guide

CONTENT

REGION PROFILE

04

The section provides information on the region geographic location, main demographic and economic indicators, as well as transport and logistic infrastructure.

| | |
|--|----|
| Geographical location | 04 |
| Labor market | 06 |
| Transport and logistic infrastructure | 10 |
| Trade agreements taxes and preferences | 13 |

ECONOMY IN NUMBERS

18

The section provides detailed information on the region's economy main sectors, results of enterprises economic, investment and foreign economic activity. as well as trade agreements that operate in Ukraine, tax system and preferences.

| | |
|---------------------------|----|
| Economy in numbers | 18 |
| Industry | 22 |
| Agricultural sector | 25 |
| Construction | 28 |
| Services sector | 31 |
| Trade | 36 |

INVESTMENT PRIORITIES

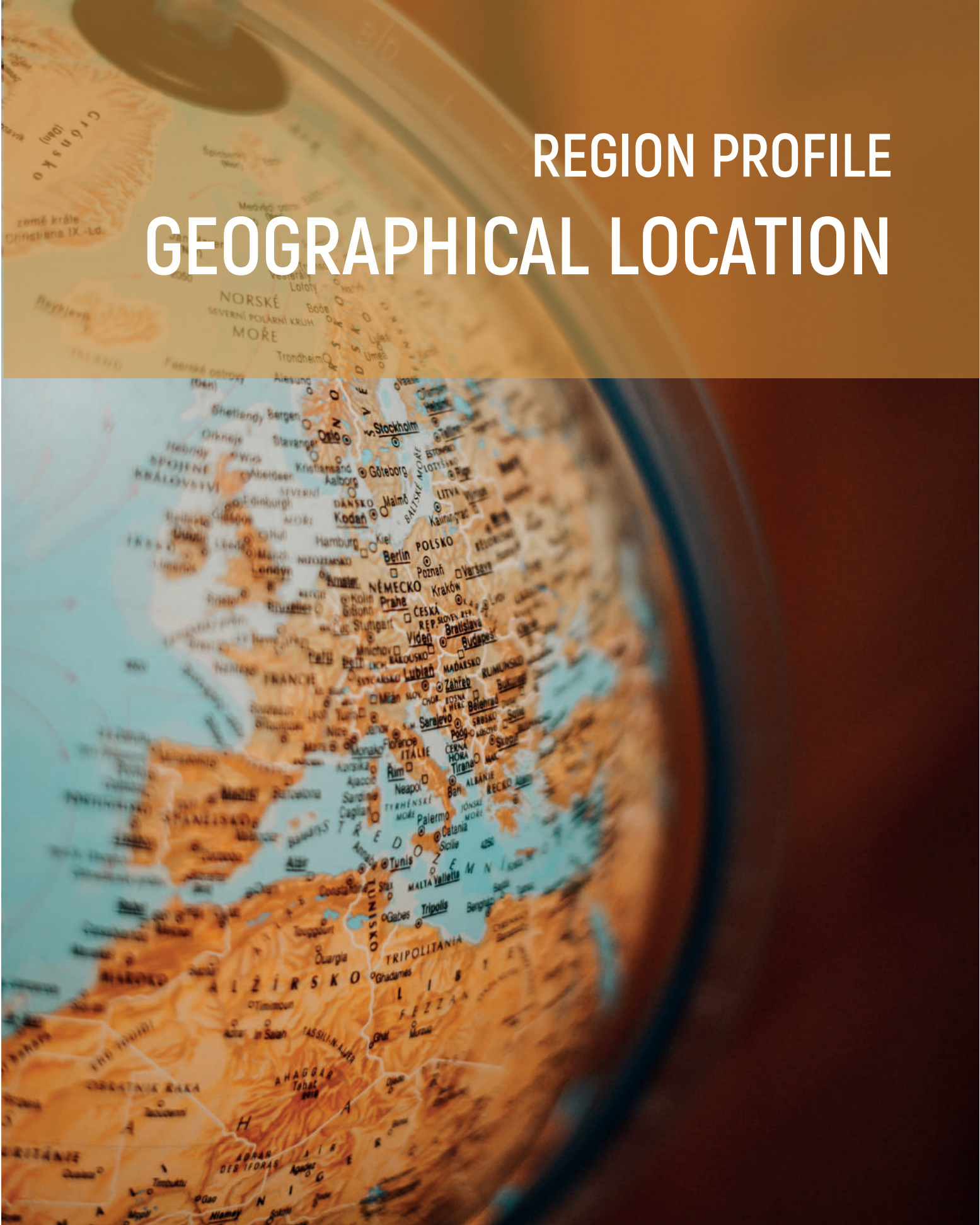
39

The section provides both priority investment directions and areas for the investment projects implementation.

| | |
|---------------------------------------|----|
| Strategic investment directions | 39 |
| Investment projects | 45 |
| Industrial parks and land plots | 54 |
| Buildings and premises | 61 |
| About DIA | 64 |
| Additional information | 65 |

REGION PROFILE

GEOGRAPHICAL LOCATION



Dnipropetrovsk region has a favorable geographical position and is located at the crossroads, rail and river routes that connect the east-west (European route E50) and the north-south (European route E105) of the European continent. The administrative center of the region is Dnipro, which is located on the banks of the similar-named river.



It is possible to get to the city of Dnipro and other big cities of the region by plane, train and bus.

i Air transport operations are suspended for safety reasons.

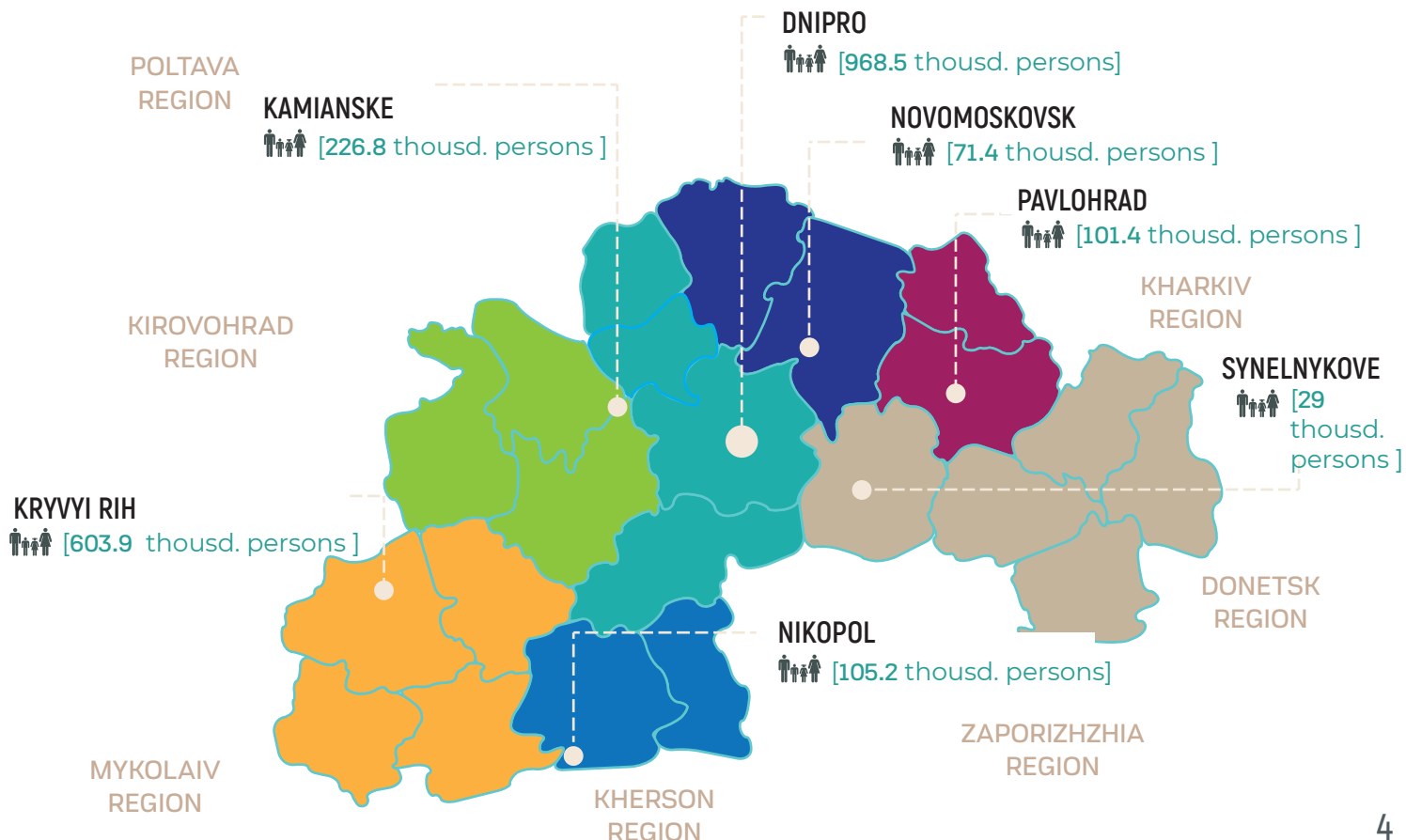
The high-speed trains of the Intercity and Regional Express categories run between Kyiv, Zaporizhzhia and Dnipro. Check its schedule and book tickets on the official website of the Ukrainian Railway www.uz.gov.ua

There are many routes of international, national and regional importance, through Dnipropetrovsk region, which makes it easy to get to any part of Ukraine. The buses of international destinations run from Dnipro bus station. Check the schedule and book tickets on the official website of Dnipro bus station www.dopas.dp.gov.ua

It is also possible to use the carsharing services of the following companies:



The districts of the Dnipropetrovsk region with it's largest cities



REGION PROFILE LABOR MARKET



Dnipropetrovsk region - is one of the main labor markets in Ukraine, where 1.3 mln people (8.9% out of the total number of Ukraine) of economically active population are concentrated.

The region is one of the best among the regions in terms of working-age population employment - 64.3%. The average salary was \$485 in 2023.

Since the beginning of the full-scale invasion launched by the Russian Federation against Ukraine in February 2022, Dnipropetrovsk region has become a huge center for the provision of assistance to IDPs, the relocation of enterprises and higher education and research institutions from the southeast of Ukraine.

Around 500,000 internally displaced persons are registered in Dnipropetrovsk region, of which 52% are of working age. The largest number of immigrants are in the cities of Dnipro and Kryvyi Rih.

POPULATION

3.1 mln people

7.6% of country's population

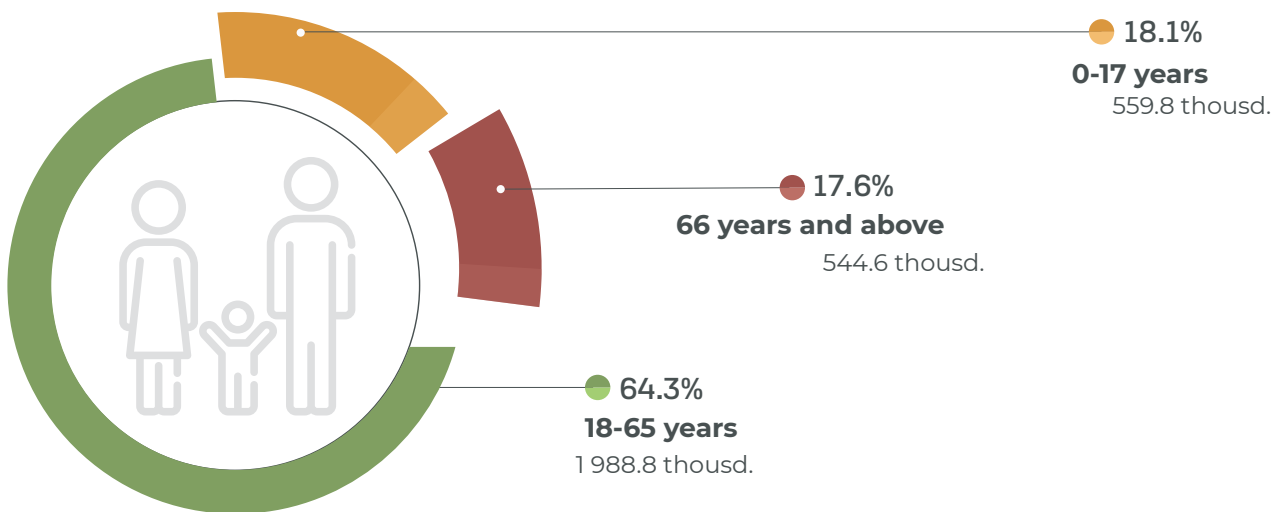
GDP PER CAPITA

\$4370.7

HUMAN DEVELOPMENT INDEX (HDI)

0.79

Age structure of the population



THE AVERAGE SALARY IN THE REGION BY ECONOMY SECTORS

| INDUSTRY | | AGRICULTURAL SECTOR | | SERVICES SECTOR | | CONSTRUCTION | |
|----------|-------|---------------------|-------|-----------------|-------|--------------|-------|
| \$528 | \$570 | \$408 | \$436 | \$632 | \$656 | \$384 | \$392 |
| 2022 | 2023 | 2022 | 2023 | 2022 | 2023 | 2022 | 2023 |
| TRADE | | | | | | | |
| \$392 | \$423 | | | | | | |
| 2022 | 2023 | | | | | | |

Enterprises social guarantees



MINIMUM SALARY/PENSION

| | |
|------------------|---------|
| Per month: | \$218.8 |
| Per hour: | \$1.3 |
| Minimum pension: | \$64.7 |



LABOR HOURS

| | |
|------------------------|---|
| Working week duration: | 5 days |
| Working-day duration: | 8 hours |
| Retirement: | 60-65 years (depending on the length of employment) |



ANNUAL HOLIDAY

| | |
|-------------------------------------|------------------|
| Main paid holiday: | 24 calendar days |
| Additional holiday without payment: | 14 calendar days |



SALARY TAX

| | |
|----------------------|-----|
| Unified social tax: | 22% |
| Natural persons tax: | 18% |
| Military levy: | 5% |



MEDICAL LEAVE TERMS OF PAYMENT

up to 3 years of work experience - up to 50% of fixed salary is paid;
 from 3 to 5 years - 60% of fixed salary;
 from 5 to 8 years - 70% of fixed salary;
 from 8 years - 100% of fixed salary.

The region conducts personnel training in many educational areas, including using a dual education system to provide future employees with practical work experience at the enterprise.

Every year, higher education institutions of the region train more than 36,200 specialists of various levels of qualification and training.

The educational process in higher education institutions is carried out by 5189 research and teaching staff and 899 pedagogical staff, including 957 doctors of sciences; 772 professors; 3091 candidates of sciences; 2397 associate professors. The total number of employees of higher education institutions is 12588 people.

Currently, 4 institutions of higher education and 6 institutions of pre-higher education, where a total of 300 lecturers from Donetsk and Luhansk regions work, will also provide educational services in Dnipropetrovsk region.

4 institutions of higher education of Dnipropetrovsk region are included in the "TOP-10 of the central region of Ukraine"

- Oles Honchar Dnipro National University (www.dnu.dp.ua)
- Dnipro State Medical Academy (www.dsma.dp.ua)
- National Technical University «Dnipro Polytechnic» (www.nmu.org.ua)
- Prydniprovsk State Academy of Civil Engineering and Architecture (www.pgasa.dp.ua)

Dnipropetrovsk region is one of the leading academic centers of Ukraine

In the region there are:

21 Institutions of higher education, where 81 thousd. students study.

In 2023, more than 15 400 specialists were trained.

41 Institutions of pre-higher education (colleges, technical schools), where 40.7 thousd. students are studying.

In 2023, more than 10 600 specialists received their education.

57 Professional and technical educational institutions, where more than 19 000 students are studying.

In 2023, more than 10 200 workers were trained.

TOP 5 INSTITUTIONS OF THE REGION ACCORDING TO SCOPUS INDICATORS FOR 2024



Dnipro state medical university



Oles Honchar Dnipro National University



Ukrainian State University of Chemical Technology

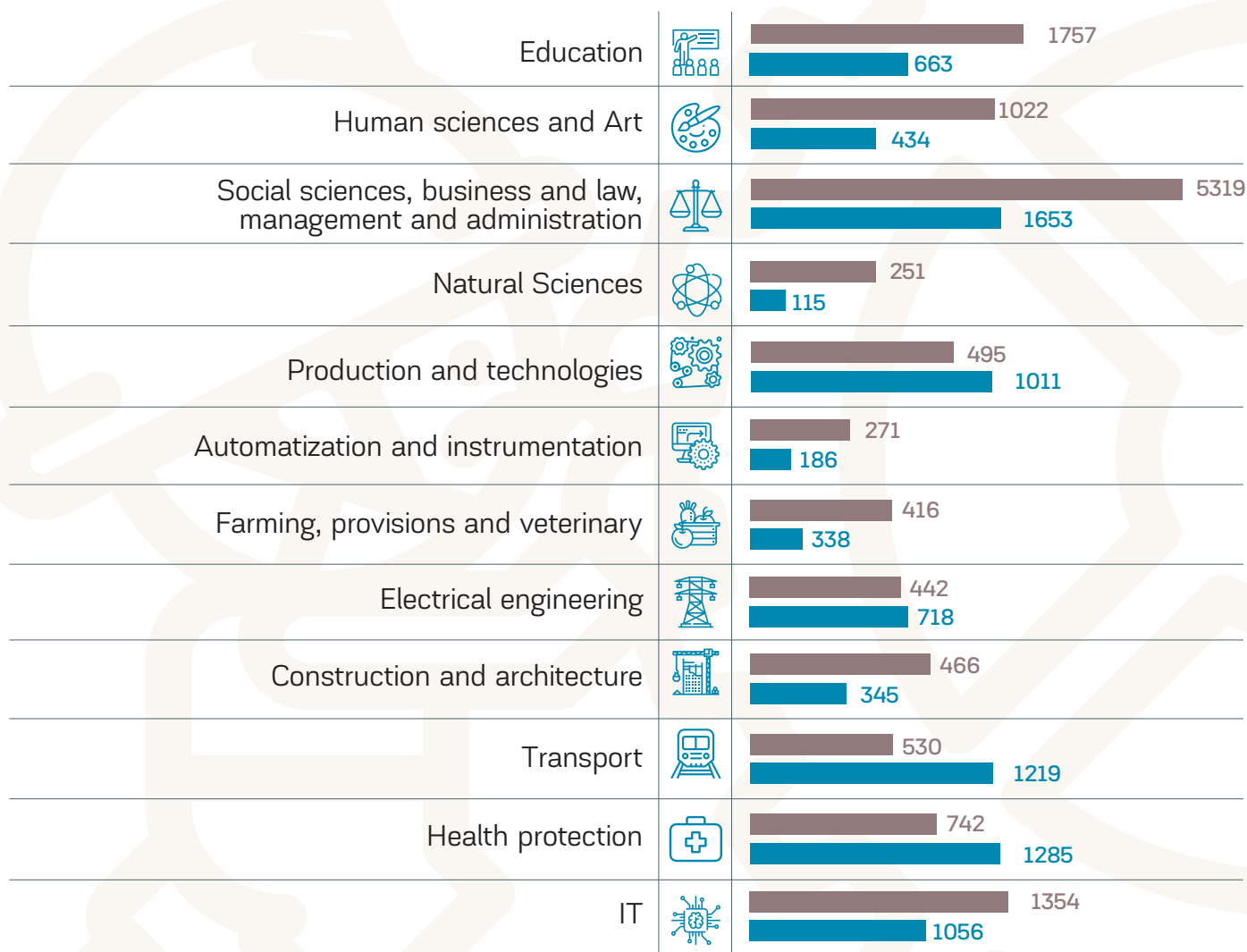


NTU «Dnipro Polytechnic»



Kryvyi Rih State Pedagogical University

Dnipropetrovsk region annually trains specialists in different spheres. Educational institutions are open to cooperation with employers to train personnel in the relevant fields.



■ Institutions of higher education

■ Professional colleges

A photograph of a complex railway yard with multiple tracks, overhead power lines, and a train in the distance. The scene is captured from a low angle, looking down the tracks. The tracks are made of steel rails on gravel, with several sets of signal lights (some glowing yellow) placed along the rails. In the background, a red and white train is visible on one of the tracks. The sky is overcast, and the overall atmosphere is industrial and technical.

REGION PROFILE TRANSPORT AND LOGISTIC INFRASTRUCTURE

In the realities of a full-scale war, air and water transportation was temporarily suspended, so the railway and road transport today remain the main logistics links in the region. The railway connects the industrial centers of the region and helps businesses to carry out export and import operations with neighboring states. Passenger, humanitarian and military aid transportation are working stably, and international evacuation routes run daily for those wishing to travel out the country.



Road transport connection

The territory of Dnipropetrovsk region is crossed by two European routes connecting the region with seaports, the capital and industrial centers. The largest transport hub here the region is the city of Dnipro. The network of highways connects it with all cities and urban-type settlements of the region and other regions of Ukraine.

The existing European roads allow the enterprises of the region to continue their foreign economic activity. Active restoration of infrastructure damaged as a result of hostilities continues, as well as the construction of new highways.



Highway transportation ports

There are 6 highway transportation ports in the territory of the region, which provide customs clearance, storage and transshipment of goods.



Railway transportation service

The railway transportation is the main mode of Dnipropetrovsk region transport. By saturation with railways, the region is the leader in the state, the network of railway tracks is 1 023.7 km.

The operator of the railway transportation service in Dnipropetrovsk region is the regional branch «Prydniprovskia Railway» owned by the PJSC «Ukrainian Railways».



Railway junctions

Dnipro branch of «Center of Transport Service «Liski» of the Ukrainian Railways PJSC includes a network of rail freight terminals that offer:

- customs complex with the representatives of state customs control, environmental and phytosanitary control;
- arrival place of highway transport with cargo under customs control;
- covered warehouse hangar type;
- platforms for the processing of heavy goods which is equipped with gantry cranes (with the possibility of connecting an electromagnetic washer to unload metal from gondola cars);
- platforms for processing 3-tons, 5-tons, 20-tons, 40-foot containers.

All cargo facilities have the ability to simultaneously service rail and road vehicles. To meet the needs of customers the department has production sites in some big cities of Dnipropetrovsk region.



Air and River transport

In the realities of a full-scale war, air and waterway communication on the Dnipro River in Ukraine is temporarily suspended. Railroad and road transport are the main transport logistics arteries in the region.



Pipeline transportation

In the territory of Dnipropetrovsk region there are main pipelines and compressor complexes for the transportation of ammonia, natural gas and oil which are used by the enterprises of the region.

This transport pipeline network makes it possible to provide the necessary raw materials for an enterprise producing fertilizers, chemical products, liquefied gas, as well as refined products, the import of which occupies a significant share of the Ukrainian market.



Communications

The telecommunication infrastructure is successfully developing in the region. There is a creation of fiber-optic and wireless data transmission channels, providing high-quality telecommunications services to all consumers in the region.

The area is provided with mobile communication in GSM and CDMA. Most of the territories are covered by high-speed wireless Internet using 3G/4G technology.

Also, Dnipropetrovsk region received access to Starlink high-speed satellite Internet.

This global satellite system allows you to stay connected where there are no alternatives - where the fixed and mobile Internet does not work because of damage and as a result of military operations or power outages.

The background of the image is a blurred screenshot of a financial trading platform. It features a candlestick chart with blue and yellow bars, overlaid with a yellow trend line. At the top, there are various trading controls and data points, including 'M15', 'Bid', 'Ask', 'Auto', and 'SL/TP'. A specific data point '1.45053' is highlighted in a red box, and '1.4508' is highlighted in a blue box. The text 'GBPUSD M15' is visible on the left side of the chart area.

REGION PROFILE

TRADE AGREEMENTS

TAXES AND PREFERENCES



EU (28 member states)

Valid as of:
January 1, 2016
Goal: ● ● ● ●



CANADA

Ratified:
January 1, 2024
Goal: ● ●



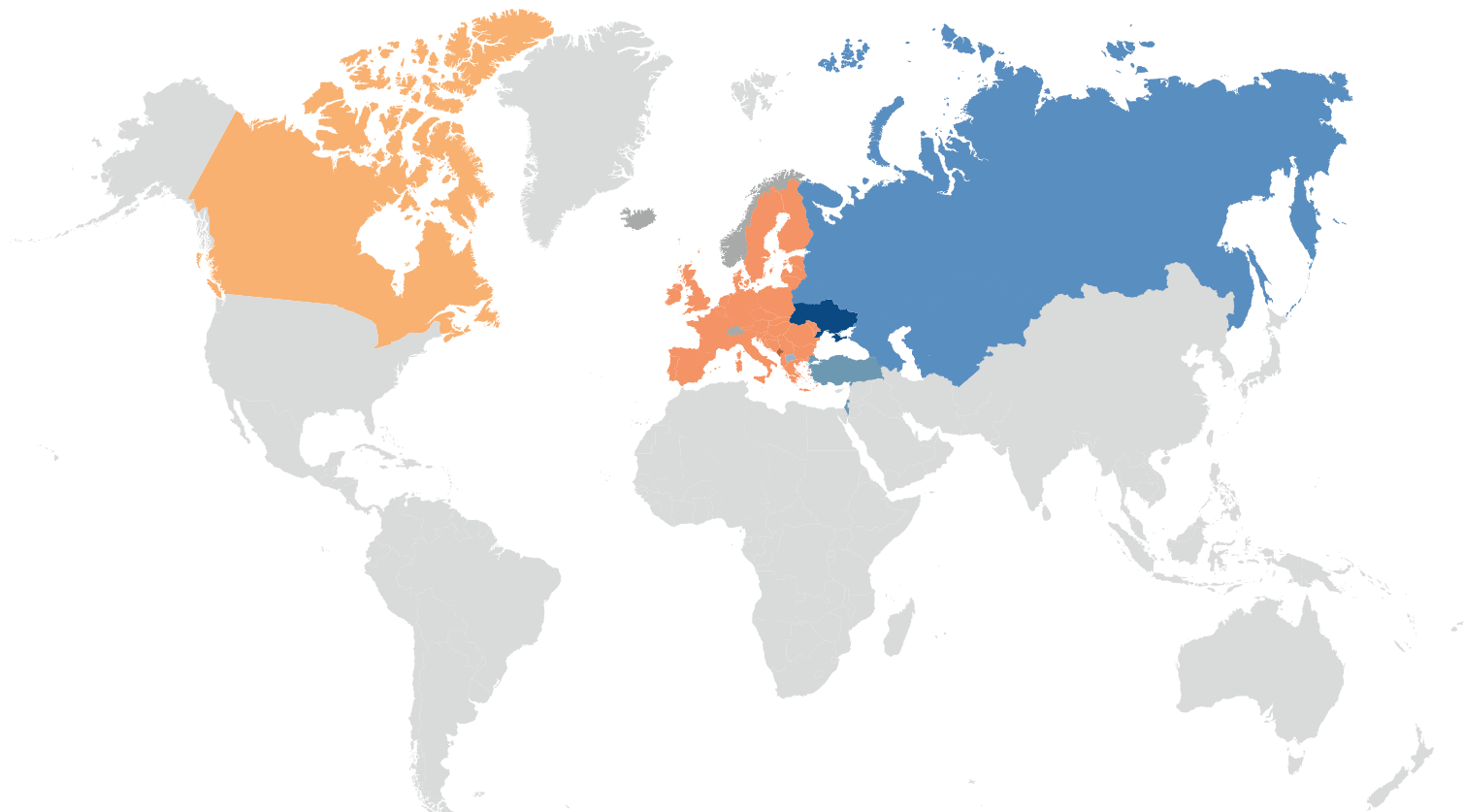
CIS

Valid as of:
September 20, 2012
Goal: ●



ISRAEL

Concluded:
January 21, 2019
Goal: ●



EUROPEAN FREE TRADE ASSOCIATION (EFTA)

(Iceland, Liechtenstein, Norway, Switzerland)
Ratified: June 1, 2012
Goal: ● ● ●



NORTH MACEDONIA

Concluded:
July 5, 2001
Ratified:
22.06.2023
Goal: ●



GREAT BRITAIN

Concluded:
December 16, 2020
Ratified:
20.03.2023
Goal: ● ● ●



MONTENEGRO

Ratified:
January 1, 2013
Goal: ● ●



TURKEY

Concluded:
February 3, 2022
Ratified:
01.08.2024
Goal: ●



GEORGIA

Valid as of:
June 4, 1996
Ratified:
21.05.2019
Goal: ●

The scope of free trade zone agreements:

- goods
- state procurements
- services
- gradual legislative approximation and economic integration with the EU

TRADE AGREEMENTS

The Government of Ukraine is working to achieve economic stability and restore growth.

The enterprises and companies located in Dnipropetrovsk region take all the benefits that provided:

- Harmonized legislation and an expanded field of cooperation with the EU thanks to the associated membership of Ukraine in the European Union;
- Investment protection in the framework of the Declaration on International Investment and transnational corporations and Ukraine's membership in the OECD;
- World trade standards and dispute settlement mechanisms due to Ukraine's membership in the World Trade Organization;
- Compliance with the same rules of goods origin and products exports on a preferential basis using a diagonal cumulation system thanks to Ukraine's participation in the Pan-Euro-Mediterranean regional convention;
- Simplified information exchange on products and services within the framework of Ukraine's participation in the EU program COSME;
- Participation in the international events, thanks to the visa-free and simplified regime on the part of Ukraine for 64 leading world countries (EU, USA, Canada, Japan, Brazil, Turkey, Georgia, Kazakhstan, Korea, Switzerland, UAE, Qatar, Hong Kong, Great Britain, etc.);
- Access to resources for the energy saving projects implementation in the framework of Ukraine's membership in the International Renewable Energy Agency (IRENA);
- Move goods from the EU to Ukraine (and vice versa) without additional re-registration for internal transit within the framework of the Convention on Joint Transit.
- Elimination of customs duties and taxes, as well as quantitative restrictions in the mutual trade within the framework of 17 agreements on the free trade zone of Ukraine with 46 world countries, including the EU, EFTA, GUAM, Canada, etc.

TAXES

- Company income tax: **18%**.
- Value-added tax (VAT): **20%**.
- Unified social tax: **22%** of the wage fund.
- Personal income tax: **18%** of the salary employed person.
- Real estate tax: up to **1,5%** of the minimum wage per m².
- Land tax: from **1 to 12%** of the land normative monetary estimate.

PREFERENCES

One of the main foundations of the successful development of the state is an effective system of preferences.

For potential investors engaged in certain economic activities the state provides a number of benefits in the form of tax and customs incentives, financial support, etc.

Exemption from VAT (20%) provided in case of:

- IT products supply (operating system, entertainment or training programs (their components, copies), Internet sites of online services, access to them, as well as any updates, applications, add-ons, etc);
- Delivery of the results of research and development works which are carried out for the needs of the aircraft industry;
- Import of goods used in the aircraft industry into Ukraine.



Exemption from income tax (18%):

- Enterprises – subjects of aircraft construction.
- Participants of industrial parks for a period of 10 years according to the list of activities in the processing industry (section 10, class 11.07 of section 11, sections 13-17, 19-33, except for the production of excisable goods) or research activities (section 72 KVED 009: 2010).
- Investors implementing projects with significant investments (in the amount of 20+ million €, 80+ new workplaces, up to 5 years project implementation period).



State financial support for industrial parks:

- Compensation of 50% of the costs of connection to the power grid;
- Compensation of interest payments on loans from 30 to 70% of the total loan amount;
- Partial compensation from 15% to 70% of investments (total capital costs) of industrial park participants in the creation of production within the industrial park.



Exemption from income tax (18%):



- Goods imported by foreign investors within the framework of the Law of Ukraine "On the regime of foreign investment" for the purpose of investing on the basis of agreements (contracts) or as a contribution of a foreign investor to the authorized capital of an enterprise with foreign investments. Foreign investors are: legal entities established in accordance with foreign legislation, individuals – foreigners, foreign states, international governmental and non-governmental organizations; other foreign subjects of investment activity, determined by the legislation of Ukraine.
- Goods, including products, equipment, vehicles, etc., intended for the implementation of a production sharing agreement (an agreement on the distribution of natural resources), as well as products mined in the exclusive (marine) economic zone of Ukraine.
- Equipment, scientific, laboratory and research equipment and components for them, materials that are not excisable goods for the arrangement of industrial, scientific and technical parks.*
- Equipment operating on renewable energy sources, energy-saving equipment and materials, means of measuring, controlling and managing the costs of fuel and energy resources, equipment and materials for the production of alternative fuels or for the production of energy from renewable energy sources.*
- Import to the customs territory of Ukraine of materials, assemblies, assemblies and/or components by domestic machine-building enterprises for the agro-industrial complex in order to produce machinery and/or equipment for the agro-industrial complex.*

i * In the case when the similar equipment or materials are not produced in Ukraine.

Local benefits (by decision of local government):



- Preferences regarding the real estate tax payment.
- Preferences regarding the land tax payment.
- Preferences regarding the leasehold ground rent.



The background features a collage of Ukrainian hryvnia banknotes. Visible denominations include 500 and 100 hryvnia. The word 'ГРИВЕНЬ' (Hryvnia) is printed on the notes. A stylized gear icon with a central circular element is positioned in the lower-left quadrant. The text is overlaid on a semi-transparent dark blue rectangular area.

ECONOMY IN NUMBERS

INDUSTRY

AGRICULTURAL SECTOR

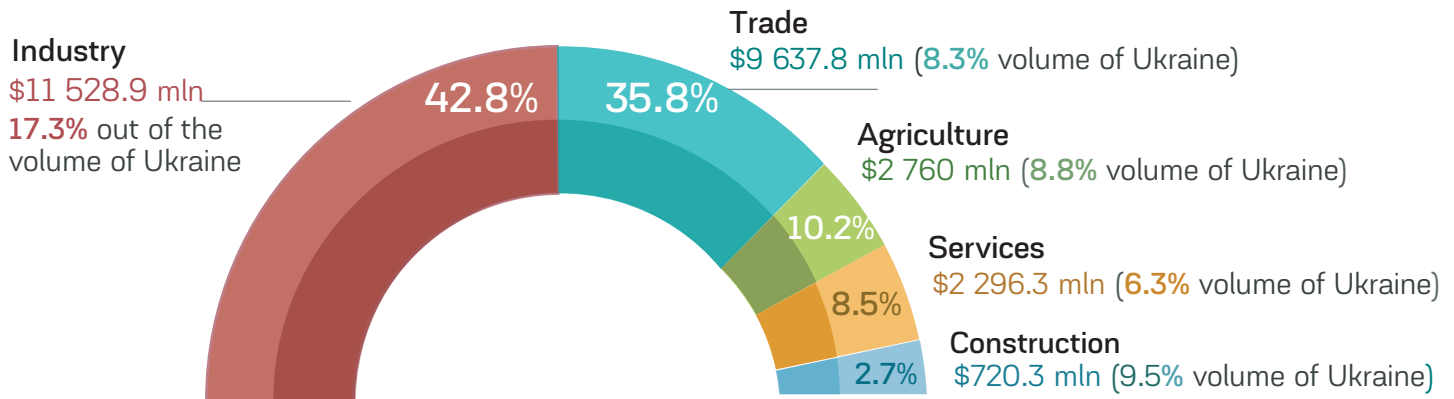
CONSTRUCTION

SERVICES SECTOR

Dnipropetrovsk region is an economically developed and investment-attractive region of Ukraine, providing more than 11% of the country's economy. The region is characterized by a powerful industrial and scientific potential, developed agro-industrial complex, logistics and energy infrastructure.

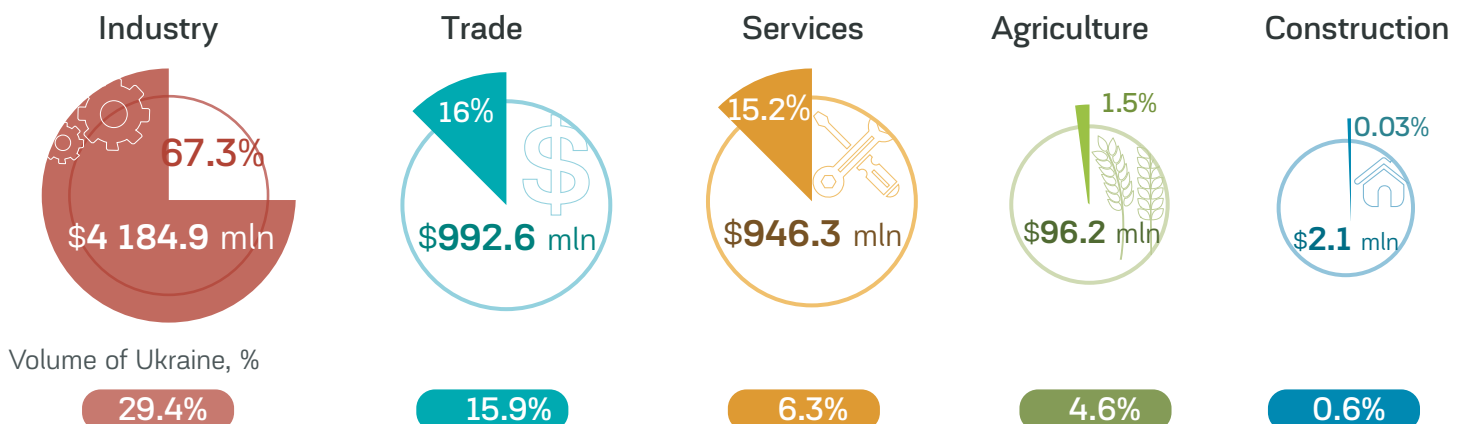


Volume of sold products by economy sectors in 2023

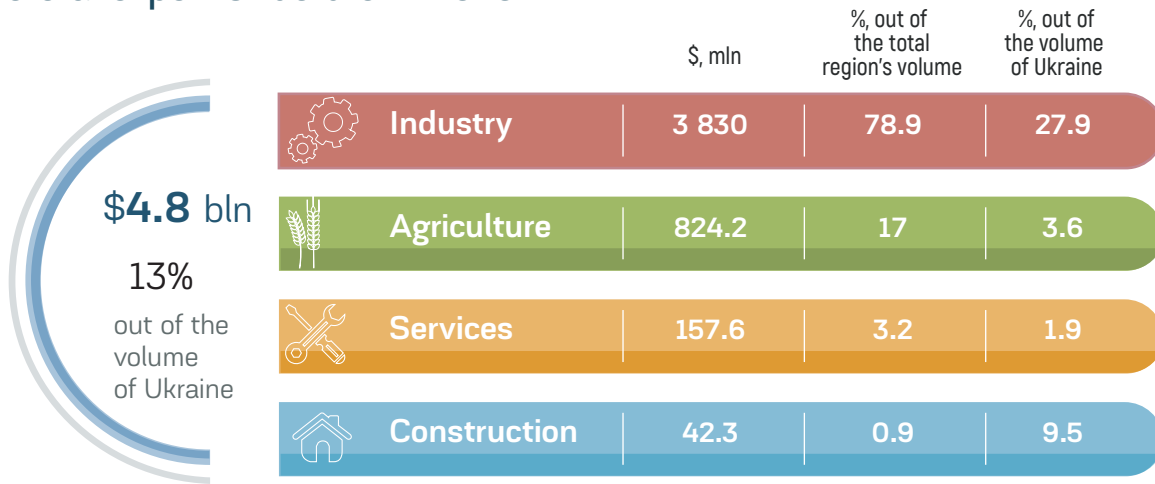


The largest investor countries in Dnipropetrovsk region in 2023 - Cyprus - \$ 3319.3 million, 42.1% of investments in Ukraine, Netherlands - \$ 1887.2 million, 76.8% of investments in Ukraine, Germany - \$ 469 million, 52.8% of investments in Ukraine.

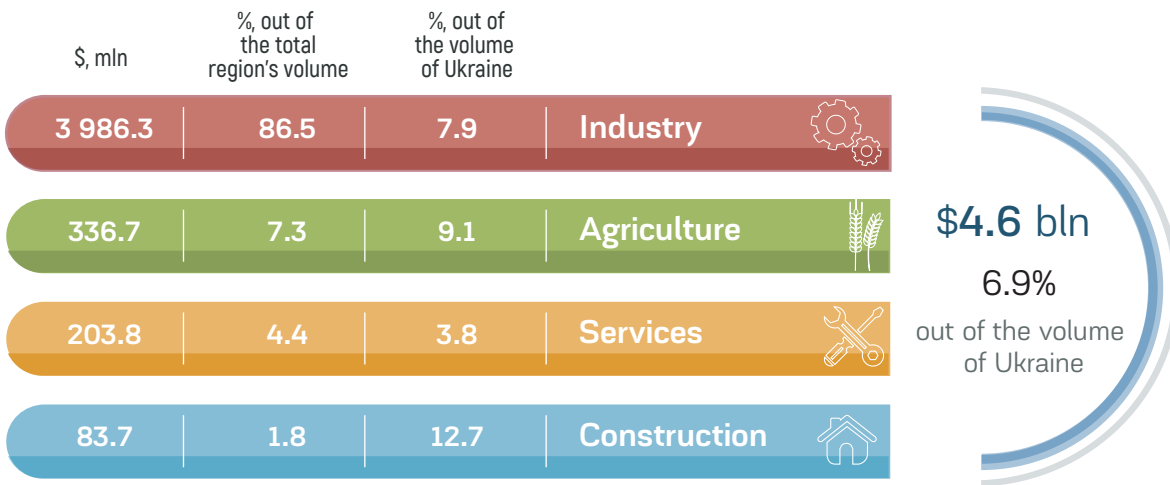
Foreign direct investments volume




Sectoral export structure in 2023



Sectoral import structure in 2023



The main trade partner countries

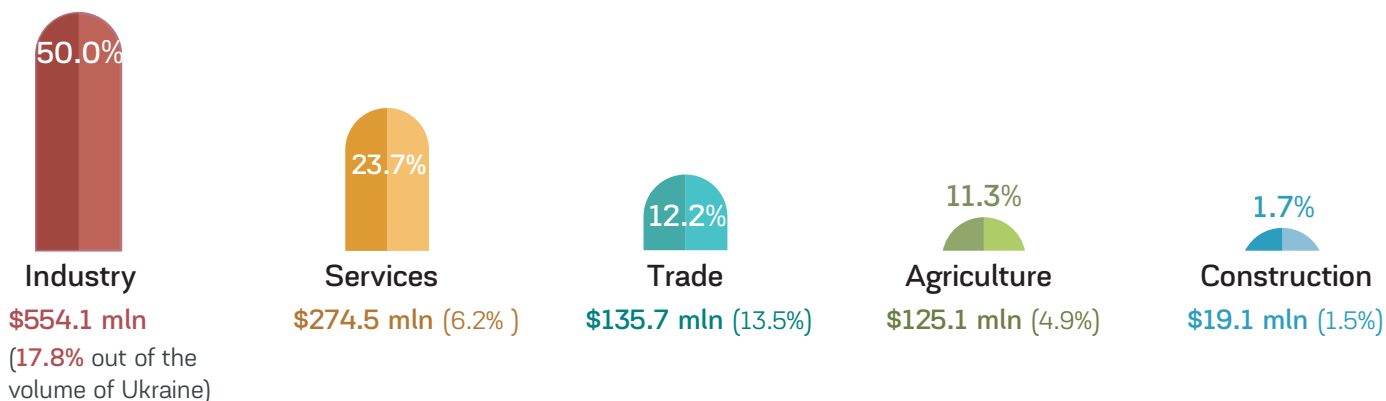


- **Industry** - metallurgy, mineral resources, electricity-producing industry, chemistry, rubber and polymeric products, engineering, light industry;
- **Agricultural sector** - growing, storage and processing of crop and animal farming products, food industry, production of agricultural machinery and equipment;
- **Construction** - construction materials and works;
- **Services sector** - scientific and innovative activity, financial and insurance services, logistics services, trade and IT.

The enterprises' investments for their modernization, new production lines, equipment and specialized machinery purchase, solar power plants construction, which were attracted in 2023 (the information was obtained from Regional statistics department).

Capital investments by economy sectors in 2022

TOTAL: \$1 109 mln



Investment in ecology

Despite the constant increase in the volume of industrial production, the region's enterprises make a significant contribution. Key areas of investment in the environment: protection and improvement of atmospheric air quality, protection and rational use of water resources, optimization of waste management, protection and rational use of land, improving energy efficiency and energy saving in production, transition to alternative energy sources (wind, solar, biomass), development of environmental monitoring systems at enterprises and in cities. The total volume of investments in the ecology in 2023 - \$54.9 mln.

| | |
|---|------------|
| "Southern Mining and Processing Plant" PJSC | \$13.4 mln |
| "Central Mining and Processing Plant" JSC | \$7.8 mln |
| "ArcelorMittal Kryvyi Rih" PJSC | \$5.7 mln |
| "Northern Mining and Processing Plant" PJSC | \$5.5 mln |
| "DTEK Pavlograd Coal" PJSC | \$5.3 mln |
| "KRYVORIZKYI ZALIZORUDNYY KOMBINAT" PJSC | \$3.2 mln |
| "DNIPROVODOKANAL DNIPROVSKOYI MYSKOYI RADY" communal enterprise | \$2.6 mln |
| "Inhulets Mining and Processing Plant" PJSC | \$2.4 mln |
| "Pokrovsk Mining and Processing Plant" JSC | \$1.6 mln |

ECONOMY IN NUMBERS












INDUSTRY



Dnipropetrovsk region is **the first** in Ukraine in terms of sold industrial products it is **17.3%** (\$11.5 bln) and about **50%** out of all sold products in the region.





The volume of capital investment in the industrial sector was **\$554.1 mln** and it has demonstrated a positive growth rate of **19%** compared to the previous year.

The share of the region's capital investments in the industrial sector exceeds 18% of the industrial capital investments volume of Ukraine and more than **50%** of the total amount of investments into the region's economy.

| | The volume of sold industrial products in 2023 \$, mln (% out of the total region's volume) | The volume of capital investments in industry in 2022 \$, mln (% out of the total region's volume) |
|---|---|--|
| TOTAL | 11528,9 | 554.1 |
|  Metallurgy | 4 262.1 (37%) | 175.9 (31.7%) |
|  Mineral resources | 3 014,1 (26%) | 220.2 (39.7%) |
|  Energetics | 1 637.2 (14.2%) | 58.7 (10.6%) |
|  Engineering | 659.6 (5.7%) | 39.7 (7.2%) |
|  Coke and the products of oil processing | 560.4 (4.9) | |
|  Rubber and polymeric products | 502.6 (4.4%) | 7.2 (1.3%) |
|  Chemistry | 280.6 (2.4%) | 9.8 (1.8%) |
|  Water supply, sewerage, waste management | 182.9 (1.6%) | 10.8 (0.9%) |
|  Paper and cardboard | 119.9 (1%) | 3.1 (0.6%) |
|  Light industry | 69.4 (0.6%) | 1.5 (0.3%) |
|  Other | 240.1 (2.1%) | 4.1 (0.7%) |

80% of the region's foreign trade is provided by the industrial sector. Dnipropetrovsk region ranks **second** in Ukraine in terms of export volume. More than half of the manufactured industrial production is exported ensuring a positive foreign trade balance.

TOP 5 export positions

| TOTAL | \$3 830 mln | \$ mln |
|---|---|---------|
|  | Iron and titanium ores and concentrates | 1 292.6 |
|  | Pipes, profiles, rods and semi-finished products made of ferrous metals | 1191.4 |
|  | Cast iron (refining and mirror) and ferroalloys | 431.9 |
|  | Coal and lignite or peat resins | 52.3 |
|  | Glass containers for packaging and preserving goods | 33.5 |



TOP 5 import positions

| TOTAL | \$3 986.3 mln | \$ mln |
|---|---|--------|
|  | Medicines | 365.8 |
|  | Petroleum or petroleum products and epoxies | 329.1 |
|  | Carbon steel flat products | 218.5 |
|  | Hard coal, anthracite | 126.6 |
|  | New pneumatic rubber tires and covers | 67.0 |

ECONOMY IN NUMBERS




AGRICULTURAL

SECTOR





The agricultural sector is important for the economy and ensures food security in the region. The agro-industrial complex ranks third in the region's economy in terms of sales with \$2.76 million (8.8% of the total volume of Ukraine). The leader of the sector is food production (\$1.8 billion). It is the food industry that drives the sector, accounting for 64% of sales and +33% of its growth. Crop production, in turn, sold products worth \$0.9 billion. The active introduction of the latest precision farming technologies, intensive horticulture and berry growing, investments in processing of domestic raw materials and focus on the large Ukrainian market ensured a positive growth of 8.4%.

The volume of sold agricultural products in 2023




| | | | % out of the total region's volume |
|--|--------------------|---------------|--|
| TOTAL | \$2 760 mln | \$ mln | |
|  Crop farming (grain crops (except rice), leguminous crops and oilseeds, vegetables, melons and gourds, root vegetables, tuber-bearing plants) | | 907.8 | 32.9 |
|  Production of food products | | 1769.5 | 64.1 |
|  Animal farming (cattle, pigs, domestic fowl) | | 82.7 | 3 |

The volume of capital investments in agro-industrial complex in 2022

| | | | |
|---|--------------------|-------------|-------------|
| TOTAL | \$125.1 mln | | |
|  Agriculture, hunting and provision of related services | | 84.6 | 55.3 |
|  Food production | | 45.7 | 29.9 |

The share of exports of agricultural products is almost 17% of the total, making it the second largest in the industry. The positive balance of the region's agricultural sector demonstrates the export-oriented development of the sector. Vegetable oil, grains and legumes account for the largest share of agricultural exports. Meat products, chocolate, and bakery products are the leading exports among food products. The maritime export corridor created by Ukraine has allowed agricultural and processing companies in the sector to restore sustainable export flows of goods from Ukrainian ports and deliver them to different parts of the world.

TOP 5 export positions

| TOTAL | \$824.2 mln | \$ mln |
|---|-------------|--------|
|  Vegetable oil | | 452.1 |
|  Grains and pulses | | 266.1 |
|  Meat products | | 49.0 |
|  Chocolate and other prepared food products containing cocoa | | 16.6 |
|  Bakery, flour confectionery products | | 11.4 |



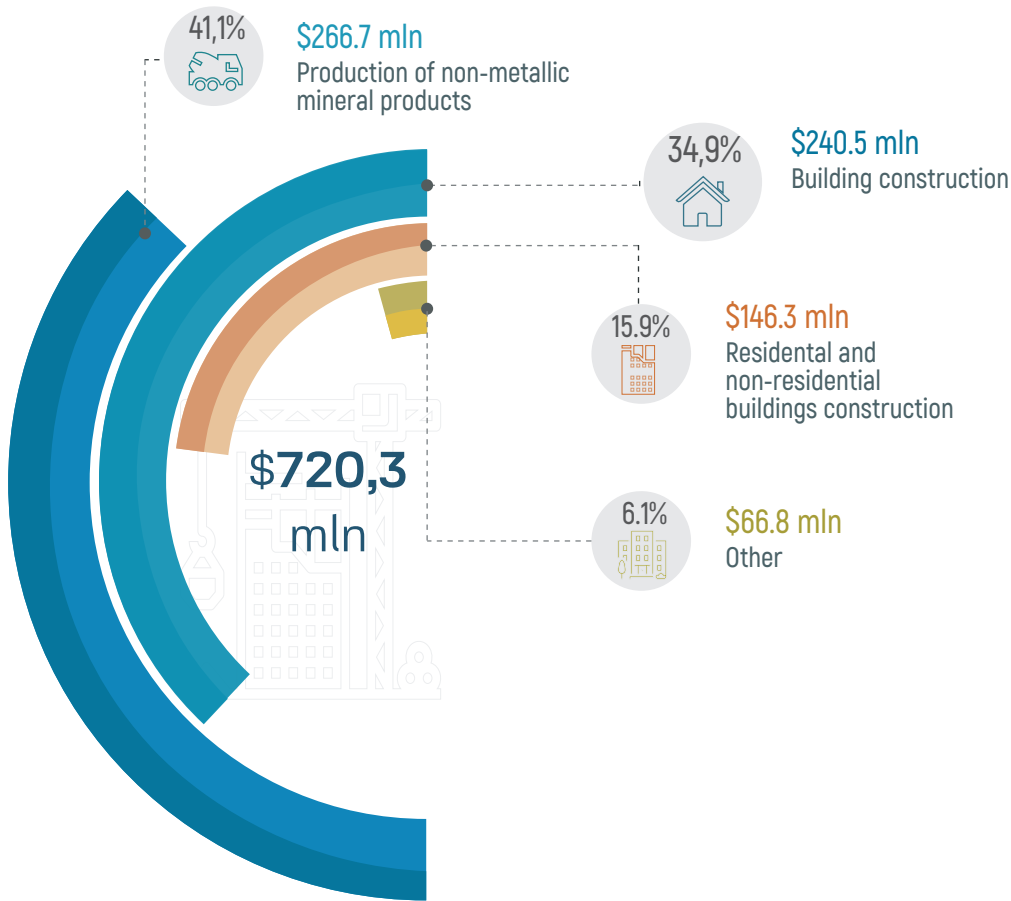
TOP 5 import positions

| TOTAL | \$336.7 mln | \$ mln |
|--|-------------|--------|
|  Alcoholic beverages | | 63.4 |
|  Cheese of all kinds and cottage cheese | | 56.8 |
|  Frozen fish | | 28.2 |
|  Grape wines, including fortified wines | | 27.6 |
|  Palm oil and its fractions | | 21.0 |

ECONOMY IN NUMBERS CONSTRUCTION

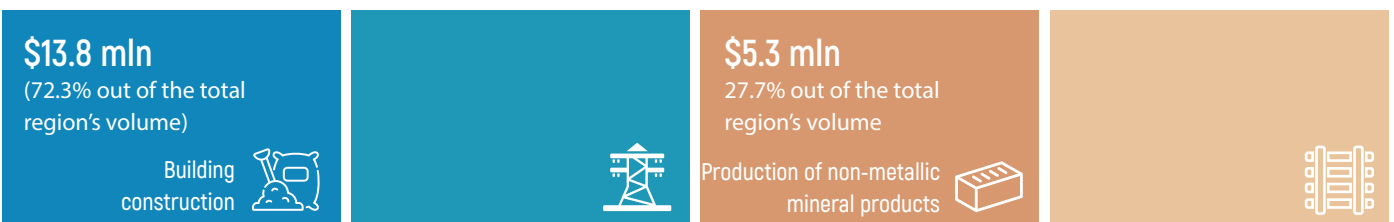


The volume of construction products and completed works in 2023



The volume of capital investments in construction sector in 2022






TOTAL \$19.1 mln



The construction sector shows significant potential for development through investment, innovation, and expanding export opportunities, but faces military challenges. It is led by the production of non-metallic mineral products (cement, concrete and products made from them).

The sector reflects the general trends in the relevant economic sector of Ukraine accounting for 9.5% of its volume. The reconstruction of the country will require the use of new technologies and innovative building materials to restore destroyed facilities and create new high-quality residential space.

TOP 5 commodity items (export)

| TOTAL | \$42.3 mln | \$ mln |
|--|------------|--------|
|  Construction products made of plastics and composite materials | | 6.6 |
|  Wallpapers | | 6.4 |
|  Products made of cement, concrete and stone | | 2.7 |
|  Paints and varnishes | | 1.5 |
|  Joinery and carpentry construction parts | | 1.3 |



Bikha
steko

AXOR

MIROPLAST

BETA KIMYA
SARAYI VE TICARET A.Ş.








MIRAGGIO

glaströsch

elvas

TOP 5 commodity items (import)









| TOTAL | \$83.7 mln | \$ mln |
|--|------------|--------|
|  Products made of stone or other mineral substances | | 16.6 |
|  Thermal polished glass and ground or polished glass in sheets | | 10.0 |
|  Refractory bricks, blocks, tiles and similar refractory ceramic building materials | | 13.3 |
|  Other refractory ceramic products | | 6.1 |
|  Plywood, veneered panels and similar materials of laminated wood | | 1.6 |

ECONOMY IN NUMBERS SERVICES



The services sector accounts for 8.5% of the region's economy ranking the second among Ukrainian regions (6.3% of the Ukrainian indicator). The sector's leaders are the transportation and logistics industry, administrative and support services and healthcare.

Volume of sold services in 2023

| | \$ mln | % out of the total region's volume |
|--|-----------------|------------------------------------|
| Total | 2 296.31 | |
|  Transport, warehousing, postal and courier activities | 723.2 | 31.5 |
|  Health care and social assistance | 342.1 | 14.9 |
|  Activities in the field of administrative and support services | 410.9 | 17.9 |
|  Real estate transactions | 323.8 | 14.1 |
|  Professional, scientific and technical activities | 197.8 | 8.6 |
|  IT | 150.7 | 6.6 |
|  Temporary accommodation and catering | 89.1 | 3.9 |
|  Other services | 58.7 | 2.6 |



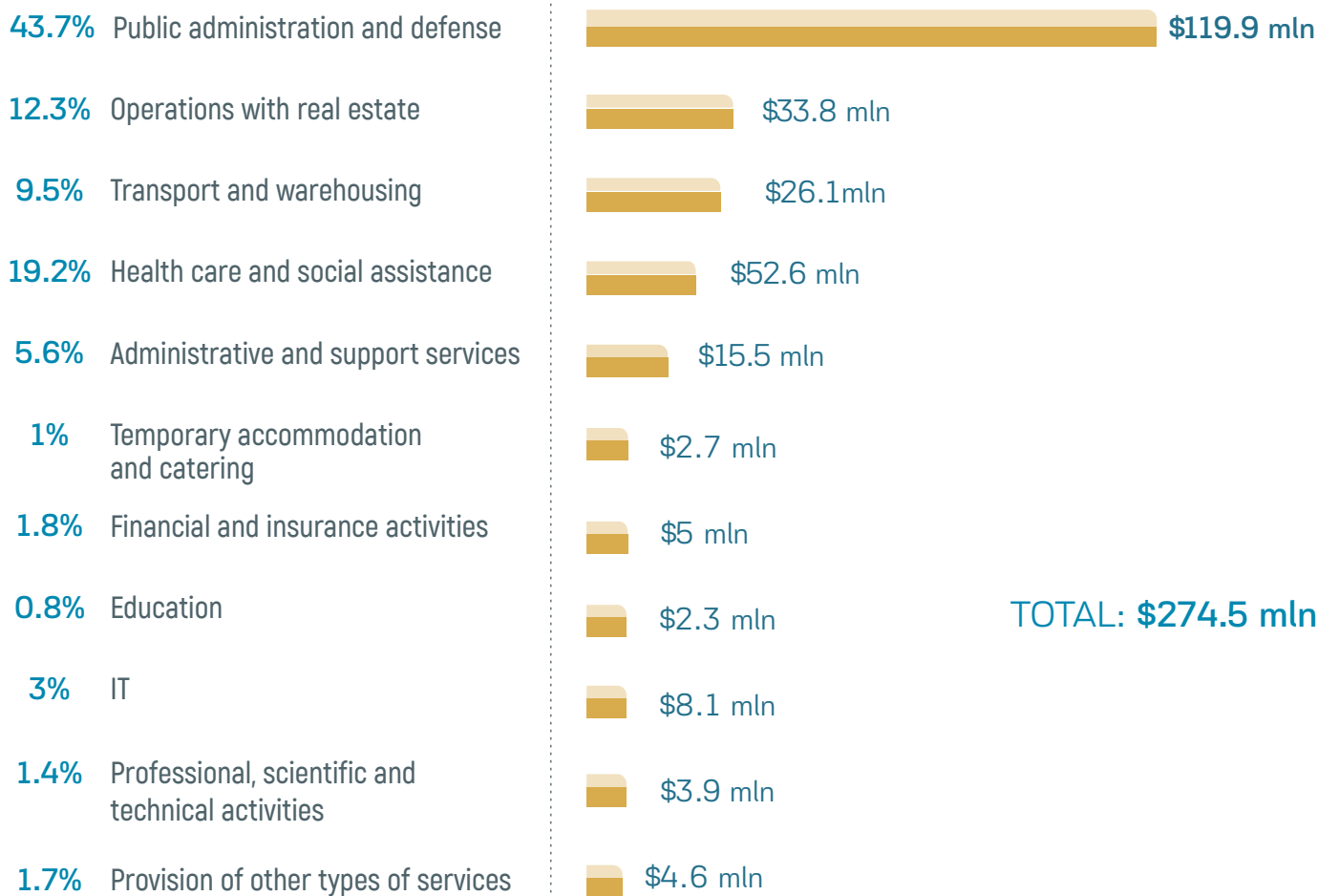
Yalantis



STAFF SERVICE



Volume of services sector capital investments in 2023








The region is one of the leading centers of the IT industry and has a developed infrastructure, numerous educational opportunities, an active community of professionals and support from various organizations and clusters. The combination of these factors allows the IT industry to account for 49% of service sector exports. The region is an important business center of Ukraine where domestic institutions and representative offices of leading global companies are located providing a wide range of business services from consulting and auditing to marketing and legal services.

TOP 5 service positions (export)

| 157.6 | | \$ mln |
|--|--|--------|
|  IT services | | 77 |
|  Business services | | 29.5 |
|  Transportation services | | 21.7 |
|  Services related to financial activities | | 8.2 |
|  Travel-related services | | 5.2 |

TOP 5 service positions (import)

| 203.8 | | \$ mln |
|--|--|--------|
|  Franchising and branding services | | 38 |
|  Railway freight forwarding services | | 22.9 |
|  Trucking services | | 15.0 |
|  Sea freight transportation services | | 12.3 |
|  Services related to meals during a business trip | | 7.9 |

Dnipro is one of the largest IT-hubs in the country and makes the TOP 5 of Ukraine cities in terms of the IT industry development level. More than **378** companies operate in the region. In addition to international IT outsourcing, sponsored by such well-known brands as Procter & Gamble, Santander, Iron Mountain, Siemens, AMD, AUTODESK, Swissquote, dozens of leading companies and startups are concentrated in the city, specialized training directions in universities are developed and hundreds of events related to IT sphere are held.

Most of the investments are in such areas of the services

| | % out of the total region's volume | | % out of the total region's volume |
|----------------------------|------------------------------------|-------------------|------------------------------------|
| E-commerce | 14.6% | Travel | 4.8% |
| Medicine & Healthcare | 9% | Automotive | 4.5% |
| Banking & Finance | 8.1% | Telecommunication | 4.5% |
| Retail & Wholesale | 7.8% | Construction | 4.2% |
| Entertainment | 7.3% | Security | 3.9% |
| Education & Learning | 6.7% | Sports & Leisure | 3.6% |
| Media & Advertising | 6.4% | Manufacturing | 3.6% |
| Transportation & Logistics | 4.8% | Other | 1.4% |
| Insurance | 4.8% | | |

| IT-specialists income distribution by duty positions | | |
|--|--------------------|-------|
| duty positions | The average salary | |
| Managers of the highest level | \$2 570 | 6.7% |
| Project Management Specialists | \$1 711 | 7.6% |
| Software Development Specialists | \$1 743 | 45.2% |
| Quality Assurance Specialists | \$1 190 | 13.8% |
| Other technical staff | \$1 282 | 7.1% |
| Other non-technical staff | \$986 | 19.7% |

| IT-specialists income distribution by skill level | | |
|---|---|-------|
| skill level | The average salary | |
| Trainee | \$425 | 3% |
| Junior | \$627 | 24% |
| Middle | \$1 420 | 45.1% |
| Senior | \$2 435 | 27.9% |
| \$1 650 | IT specialists average salary in Dnipropetrovsk region (2021) | |

IT Dnipro Community is an open public organization that counts 34 major Dnipro IT-companies.

Today, community members are Archer Software, DataArt, Luxoft, Sitecore Ukraine, SoftServe, ISD, AMC Bridge, Dinarys, Emergn, Mobindustry, Yalantis, Level Up, Workrocks, WebiNerds, Daxx, iSKY.SOLUTIONS, RubyGarage, LANARS, Comparus, Civity, PF-Service, Pacific NorthWest, HeadWorks, Ciklum, InfoReach and others.

IT Dnipro Community is working to implement systemic changes in the region business environment, create favorable conditions for the IT-professionals work, development and improve the specialized education quality.

In the last 2 years of successful and effective work, the community has implemented more than 10 projects, among which there are necessary to distinguish: analytical research of Dnipro IT-market, IT Dnipro Conference and IT Biz MeetUp project, which not only promotes the IT-industry, but also improves region IT-climate, interacting with IT-business.

ECONOMY IN NUMBERS



TRADE






The trade sector accounts for 35.8% of the region's economy, ranking the second among Ukrainian regions (8.3% of the Ukrainian indicator).

Retail trade accounted for 58% of capital investments in trade and amounted to \$78.7 million. The share of capital investments in the trade sector in the economy of Ukraine is 13.5%.

Volume of trade services in 2023

| | \$ mln | % out of the total region's volume |
|---|---------------|------------------------------------|
| TOTAL | 9637.8 | |
|  Wholesale trade | 6194.4 | 64.3 |
|  Retail trade | 3443.4 | 35.7 |

The volume of capital investments in trade in 2022

| | \$ mln | % out of the total region's volume |
|---|--------------|------------------------------------|
| TOTAL | 135.7 | |
|  2.8% Retail trade | 78.7 | 58 |
|  2.6% Wholesale trade | 48.3 | 35.6 |
|  1.8% Wholesale and retail trade in motor vehicles | 8.7 | 6.4 |

Large trade enterprises of the region












INVESTMENT PRIORITIES



Investment priorities include productions in which the economy of Ukraine is interested. The specified products are in demand by Ukrainian consumers and have a significant sales market which is growing, yet is fully compensated by imports. The region has a **raw material base, sufficient professional human resources and appropriate enterprises for the creation of new industries** in the specified directions.

Strategic investment directions

| | Import \$ mln |
|--|------------------|
|  Float glass | 219 |
|  Steel with an applied polymer coating | 608.5 |
|  Building insulating materials for the construction of quickly assembled buildings | 925.9 |
|  Fruit and vegetable storage centers* | - |
|  Prostheses | 111.6 |
|  Agricultural machinery | 991.7 |
|  Titan (participation in a large privatization of UMCC with a starting price of \$97.5 mln and Demurivsky GOK LLC - \$16.3 mln) | 111.6 |
|  Solid waste management | - |
|  Production of urban and railway electric transport (locomotives, trolleybuses, trams) | 83.7 |

*The lack of storage capacity reduces the availability of quality fruit in the off-season. War and hostilities in 2022-2024 limited local storage and international transportation of products.

Strategic investment directions

FLOAT GLASS



Domestic market: **\$150 mln per year**



Project implementation location: **the city of Vilnohirsk**



Territory for project implementation: **26 ha**



Estimated project cost: **\$200 mln**



Expected productivity: **750 tons per day**



Raw material base: quartz sand for the glass industry produced by the "Vilnohirsk Mining and Metallurgical Plant" branch of the "United Mining and Chemical Company" JSC

Ukraine does not currently produce float-glass;

Ukraine has a well-developed infrastructure for the production of modern windows and accessories;

the project is feasible due to the location of float-glass production by a specialized company with possible cooperation with a Ukrainian enterprise.

The company for cooperation: **"Orion-Glass-Float" LLC**



Strategic investment directions



TITANIUM



Ukraine has 20% of the world's titanium resources and is among the TOP-5 countries in the world. In the region alone, the titanium industry is represented by 4 mining and 4 processing companies. Potential investors are offered projects for both the extraction of titanium raw materials and the production of titanium products. It is offered to potential investors for privatization: "United Mining and Chemical Company" JSC



Project location:
the city of Vilnohirsk, Dnipropetrovsk region;
the city of Irshansk, Zhytomyr region.



Starting price of privatization: \$97.5 million
"United Mining and Chemical Company" JSC (UMCC) is the largest titanium and zircon ore mining company in Europe.



The Company comprises:
"Vilnohirsk Mining and Metallurgical Plant"
"Irshansk Mining and Processing Plant"
UMCC produces more than 350 thsd tons of titanium ore and zircon concentrates of the highest quality. The company exports its products to 35 countries.

Balance sheet reserves of UMCC:

- **Ilmenite: 4 thousd. tons**
- **Rutile: 194 thousd. tons**
- **Zircon: 96 thousd. tons**



In order to take part in privatization use the link: <https://privatization.gov.ua/product/privatization-at-oghk>


For more information on investment priorities, please use the QR code or call +38 056 74286 34






Strategic investment directions


AGRICULTURAL MACHINERY

 Potential investors are offered the opportunity to set up production of tractors and other agricultural machinery in cooperation with: "Dnipropetrovsk Tractor Plant" production complex of State Enterprise "Production Association Yuzhny Machine-Building plant named after A.M. Makarov" (YUZHMAH) which used to manufacture agricultural wheeled tractors

 Project implementation location: the city of Dnipro
Area of production facilities: **93 000 m²**

 Domestic market of agricultural machinery:
tillage equipment: **\$374.3 mln**
tractors: **\$697.7 mln**
combines: **\$349.4 mln**

The needs of the Ukrainian market for tractors are covered by imports, which is \approx **82.7% - 95.6%**.

 Project goals:
utilization of existing production capacities and creation of additional capacities to produce up to 10 thousand tractors per year. Now the enterprise produces 1 thousand tractors per year;
saturation of the market with competitive domestic agricultural machinery;
creation of additional **2000 workplaces**.

Financial metrics



Total project cost: **\$10 mln;**

Company resources: **\$0.3 mln;**

Net Present Value (NPV): **\$1.5 mln;**

Internal rate of return (IRR): **14.26%;**

Payback period (PP): **4.7 years.**





Strategic investment directions

ESTABLISHMENT OF THE PRODUCTION WITH THE POLYMER COATINGS ON GALVANIZED STEEL OR ALUMINIUM SHEET

Domestic market: \$50 mln per year
 Domestic market consumption: 320 thousand tons per year

Project implementation location: the city of Dnipro
 Land plot area: 2.03 ha
 Expected productivity: 55,000 tons per year

The total consumption of coated flat products in the first 2-3 years of post-war recovery of Ukraine should exceed 500 thousand tons.

Project initiator: "Elvas" Trading House LLC, specializing in the production of corrugated board.

The domestic market demand is 95% covered by imports. Ukraine has a well-developed infrastructure for the production of corrugated steel.

The investment project pursues the following goals:
 saturation of the Ukrainian market with galvanized steel sheets with polymer coating;
 production of roofing, facade materials (metal tiles, corrugated board, siding), metal packaging;
 the equipment will allow the production of a wide range of products in small batches, both in terms of colors and texture and mechanical properties.

Financial metrics

- Total project cost: \$9 mln;
- Company resources: \$4.2 mln;
- Net Present Value (NPV): \$4.5 mln;
- Internal rate of return (IRR): 35%;
- Payback period (PP): 6 years;
- Investment capital required: \$4.8 mln;
- Profitability index (PI): 27%;
- EDITDA: \$16 mln.



For more information on investment priorities, please use the QR code or call +38 056 74286 34



Strategic investment directions

MUNICIPAL SOLID WASTE



Potential investors are offered a project for:

New construction of a complex for the processing, neutralization and storage of municipal solid waste .
The plant will be integrated, that is, it will have its own sorting station for waste, a line for the production of RDF alternative fuels and recyclables, as well as an organic waste composting plant.



Project implementation location: the city of Kryvyi Rih .

Territory for project implementation:: 23.9 ha



Estimated project cost: \$20 mln

Capacity of 150 thousand tons of mixed waste per year



Project goals:

improving the state of the environment by recycling waste instead of storing it;
obtaining end products of waste processing - RDF-fuel and technical compost;
creation of new workplaces;
creation of 10 new workplaces

Cooperation mechanism: investment in the project.

Initiator: Kryvyi Rih city council



32 investment projects from businesses in the region which correspond to the priority investment areas and offer cooperation to potential investors with companies that have been working for a long time in specific sectors of the economy, namely:



Agricultural machinery, decentralized energy, automotive chemistry, polymer materials, metal packaging, solid waste management



Logistics and car service infrastructure, sports and medical-wellness complexes



Housing construction, building materials



Processing and storage of fruit and vegetable products, production of flour and grain products, milk and honey processing enterprises



Investment projects under DIA support

Production of metal packaging

Creation of a modern industrial complex for the production of metal packaging;
The launch of the lines for the production of cans, lamination and UV printing.



Estimated investment amount
\$5.8 mln

Location
The city of Dnipro.

Project status

- 1-st stage of construction (\$12.9 mln was invested);
- the plant is certificated to ISO 9001 standards;
- feasibility study is designed.

Cooperation mechanism

- credit line up to 7% year in foreign currency;
- equity participation.

Financial metrics

- Net Present Value (NPV): **\$19.4 mln;**
- Payback period (PP) : **6 years;**
- EBITDA: **\$4.8 mln;**
- Project duration: **2 years.**

Creation of construction materials manufacture

Creation of production lines of energy saving materials (thermo facade) and the concrete products for urban landscaping (paving slabs, edgings and decorative concrete products).



Estimated investment amount
\$2.2 mln

Location
Dnipropetrovsk region.

Project status

- production equipment installation premise is available;
- gas, water, sewage, electricity are available on the territory of the plant.

Cooperation mechanism

- share participation;
- creation of a joint venture.

Financial metrics

- Own floating assets: **\$ 100 thous.**
- Net Present Value (NPV): **\$ 3 mln**
- Profitability index (PI): **136 %**
- Internal Rate of Return (IRR): **46 %**
- Payback period (PP): **2 year and 7 months;**
- EBITDA: **\$800 thous.**
- Project duration: **6 months.**



Production of laminate tubes for cosmetics and personal care products



Estimated investment amount
\$10.2 mln

Location
The city of Dnipro.

Project status
a land plot with the necessary infrastructure for construction is allocated.

Cooperation mechanism
- creation of a joint venture;
- loan, venture capital;
- other forms of joint activities.

Financial metrics

- Own floating assets: \$100 thous.
- Required investment capital: \$ 10.1 mln
- Net present value (NPV): \$1.1 mln;
- Internal Rate of Return (IRR): 20 %;
- Payback Period (PP): 5 years;
- EBITDA: \$ 0.9 mln;
- Project duration: 5 years.

Project initiator - Elixir LLC

Complex for storage of fruit and vegetable products and its sorting

Construction of a 5 000 ton refrigerator with a packing line at the production site of farming enterprise.



Estimated investment amount
\$3.5 mln

Location
Dniprovsky district, Petrykivska TC

Project status
- developed project;
- land plot allocated;
- a refrigeration complex, with a volume of 500 tons;
- engineering infrastructure is available.

Cooperation mechanism
- a credit line of up to 5% per annum in foreign currency;
- establishment of a joint venture.

Financial metrics

- Required investment capital: \$3.5 mln;
- Net Present Value (NPV): \$6.5 mln;
- Profitability index (PI): 2.8%;
- Internal Rate of Return (IRR): 55%;
- Payback period (PP): 4.1 years;
- EBITDA: \$16.6 mln;
- Project duration: 6 months.

Project initiator - FE Vidrozhennia



Creation of a modern medical and health complex

Expansion of the range of innovative, medical-recreational services of sanatorium by reconstruction of clinical and residential buildings, as well as the construction of a Spacenter with a swimming pool.



Estimated investment amount
\$1.7 mln

Location
Novomoskovsk district
Pishchanska TC.

Project status

- operating sanatorium with all the necessary infrastructure;
- projects have been developed;
- land plot is available;
- real estate is owned.

Cooperation mechanism

- equity participation in project financing of 18%;
- credit line.

Financial metrics

- Required investment capital: \$1.4 mln;
- Own floating assets: \$306 thous.
- Net Present Value (NPV): \$630 thous.
- Profitability index (PI): 120 %;
- Internal Rate of Return (IRR): 17 %;
- Payback period (PP): 2.7 years;
- Project duration: 11 months.

Project initiator - Sanatorium
"Resort Orlivshchyna" LLC

Creation of a sports and health eco center in an ecologically clean area

Reconstruction of the existing recreation camp with all the necessary infrastructure.



Estimated investment amount
\$1.8 mln

Location
Kamianske district.

Project status

- operating recreation leisure center with all the necessary infrastructure;
- construction of a solar power plant is envisaged (175 kW).

Cooperation mechanism

- creation of a joint venture;
- equity participation;
- credit line.

Financial metrics


- Net Present Value (NPV): \$1.6 mln;
- Profitability index (PI): 136 %;
- Internal Rate of Return (IRR): 18 %;
- Payback period (PP): 6 years;
- EBITDA: \$2.4 mln;
- Project duration: 18 months.

For more information on this investment projects, please use the QR code or call +38 056 74286 34



Complex of armed concrete products production

Community proposes land plot and premises in the village of Mezhova for the establishment of an enterprise for the production and wholesale of concrete products (paving tiles, curbs, fences, etc.).



Estimated investment amount
\$0.08 mln

Location
 Synelnykove district
 Mezhyvska TC.

Project status

- there are premises;
- a land plot is allocated;
- gas supply, water supply and sewerage, electricity are available.

Cooperation mechanism
 - lease by auction.

Financial metrics

- Required investment capital: **\$0.08 mln**;
- Payback period (PP): **7.5 years**;
- Project duration: **6 months**.

Project initiator - Mezhyvska TC

Creation of a plant for processing and packaging of honey

An operating profile enterprise is proposed for the implementation of a project for deep processing of honey and packaging of finished products. The enterprise has the necessary permits, infrastructure and engineering network.



Estimated investment amount
\$0.216 mln

Location
 Nikopol district, Tomakivska TC.

Project status

- 1-storey building with an area of 1700 m²;
- land plot with an area of 0.7 ha;
- certified laboratory.

Cooperation mechanism
 - joint venture;
 - sale/lease.

Financial metrics

- Net Present Value (NPV): **\$0.213 mln**;
- Profitability index (PI): **1.9 %**;
- Internal Rate of Return (IRR): **70 %**;
- Payback period (PP): **3.5 years**;
- EBITDA: **\$0.832 mln**;
- Project return on equity (ROE): **77 %**.

Project initiator - LLC "Agricultural center of bee-keeping development SPAS"

For more information on this investment projects, please use the QR code or call +38 056 74286 34

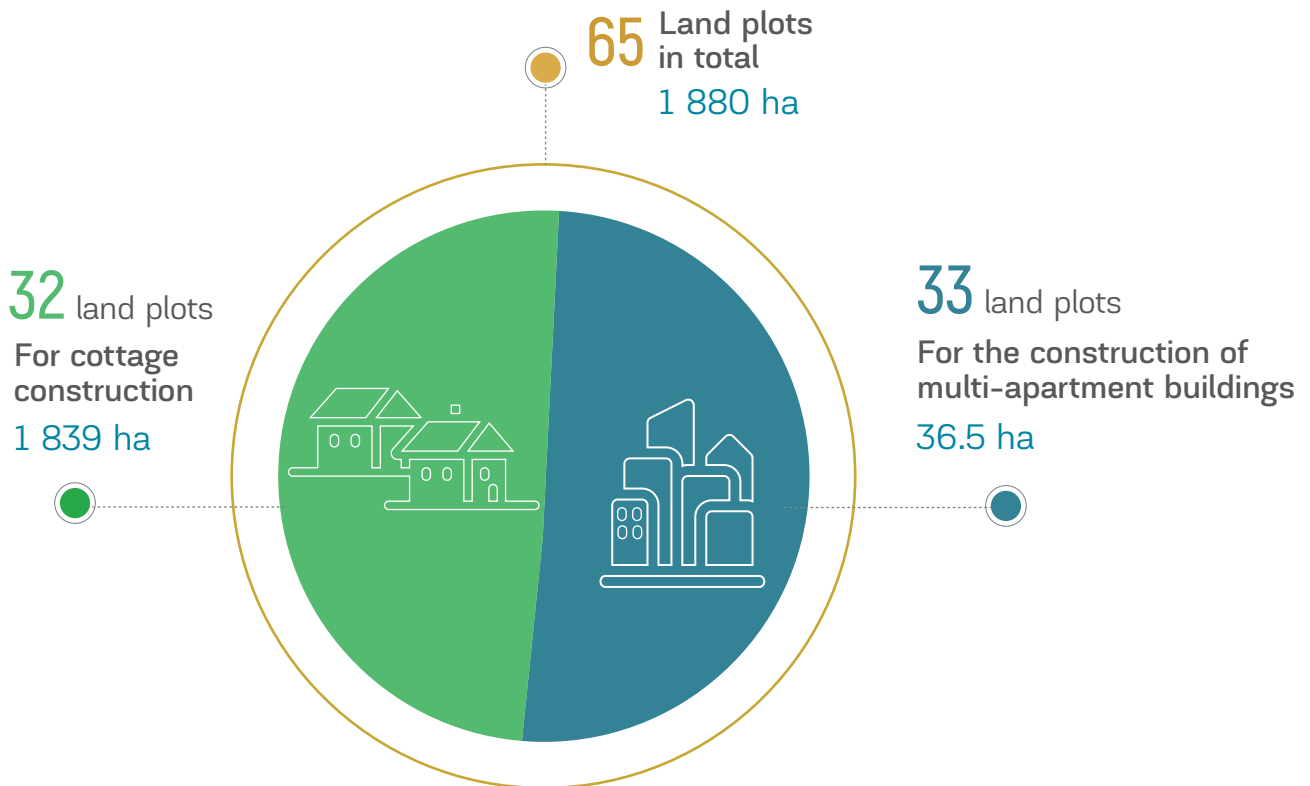


Land plots proposals for residential construction

65 land plots with a total area of \approx **1.880 ha** are proposed for residential construction in 32 communities of the region.

The specified territories can be used both for residential construction and for the construction of modern modular housing for displaced persons, of which:

- **32 plots** (1839.1 ha) - for cottage construction;
- **33 plots** (36.5 ha) - for apartment buildings construction.



Land plots for residential construction catalogue from the DIA portfolio



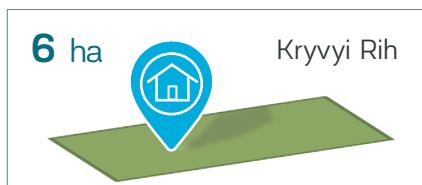
- For the construction of microdistricts;
- Communal property;
- The territory is free from construction;
- 50 km to Dnipro city.



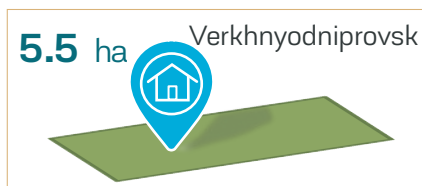
- For cottage construction;
- Communal property;
- The territory is free from construction;
- 29 km to Dnipro city.



- For cottage construction;
- Communal property;
- The territory is free from construction;
- 82 km to Dnipro city.



- For the construction of multi-apartment buildings;
- Communal property;
- The territory is located in medical and health facilities zone;
- 145 km to Dnipro city.



- For residential development/cottage construction;
- Communal property;
- The territory is free from construction;
- 73 km to Dnipro city.



- For cottage construction;
- Communal property;
- The territory is free from construction;
- 40 km to Dnipro city.



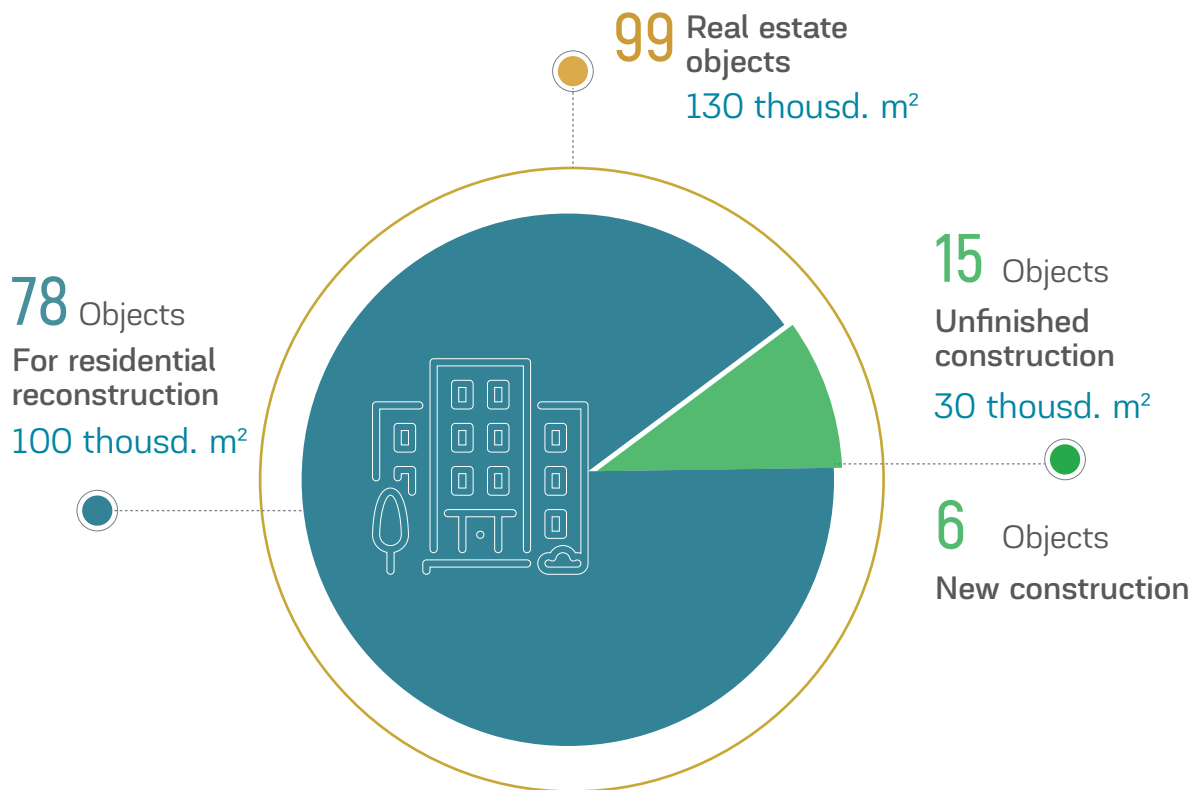
- For the construction of multi-apartment buildings;
- Communal property;
- The territory is located in mixed multi-storey buildings zone;
- 80 km to Dnipro city.

Offers of real estate objects for residential reconstruction and construction in progress


Communities in the region offer real estate with a total area of ≈ 130 thousand m^2 that can be reconstructed or completed to accommodate internally displaced persons. The communities' proposals include 6 projects for the construction of new multi-storey buildings.

Available for residential reconstruction:

- 14 hostels;
- 4 residential buildings;
- 17 former medical institutions, preventive clinics, pharmacies;
- 34 kindergartens and schools;
- 9 non-residential buildings.



Real estate objects for residential reconstruction and objects under construction from the DIA catalogue



- The city of Pokrov
- **7 252.9 m²** - hostel;
- Communal property;
- Block-type building, has 5 floors, brick walls, available water, gas and electricity supply;
- Technical condition is good.



- The city of Zhovti Vody
- **6 462 m²** - hostel;
- Communal property;
- The building has 208 units of living rooms, 9 floors, available water, gas and electricity supply;
- Technical condition is average.



- Pershotravensk city;
- **3 366 m²** - hostel;
- Communal property;
- The building has 5 floors and a parking area for 25 cars, water, gas and electricity supply is available;
- Technical condition is good.



- Mahdalynivka village;
- **1 851.54 m²** - central hospital;
- Communal property;
- The building has 3 floors, there is water, gas and electricity supply;
- Technical condition is average.



- Petrykivka village, (Dniprovsky district);
- **1 200 m²** - unfinished school;
- Communal property;
- Readiness level \approx 70%, the box is built, there are walls, ceilings, partitions, a roof;
- Available gas and electricity supply;
- Technical condition is good.




- Svitlohirske village, (Kamianske district);
- **1604.7 m²** - unfinished residential building for 24 apartments;
- Private property;
- The living area is 765.9 m², the level of readiness is \approx 65%, the box is built, there are walls, ceilings, partitions; it is possible to connect to gas and electricity supply;
- Technical condition is average.

Industrial territories with existing engineering infrastructure are one of the most common types of intensive attraction of investors to pre-prepared industrial territory.

In Ukraine, in 2022, additional mechanisms for stimulating the development of industrial parks related to reducing the tax burden on their participants were introduced. In particular, the possibility of exempting participants of industrial parks from income tax, value added tax and import duty (for imported equipment) is foreseen. In addition, compensation for the interest rate on loans, the costs of connecting to engineering and transport networks and the provision of funds on a non-refundable basis to ensure the construction of adjacent infrastructure facilities are provided as well.

Dnipropetrovsk region offers potential investors:

 **3 industrial parks** with a total area of **112 ha** located in the industrial centers of the region – the cities of Dnipro, Kryvyi Rih, and Novopilska TC.



Industrial park “INNOVATION FORPOST”

Its planned the construction of public buildings and structures, the placement of industrial enterprises in the following areas: transport innovations, information and communication biotechnology, instrument construction, electronics, energy conservation and the use of alternative energy sources.



Project zones

- Industrial premises: 140-240 thousand. m²
- Business incubator (1st stage): 1 thousand. m²
- Exhibition complex: 18 thousand. m²
- Office premises, including IT park and R&D centers: 50 thousand. m²
- Complex of apartments with a children's preschool: 27 thousand. m²
- Hotel: 5 thousand. m²
- Commercial and residential complex: 6 thousand. m²
- Recreational areas: 4 ha.



Territory zoning

- Total territory: 61.4 ha
- IT cluster: 7.5 ha
- Industrial zone: 50.0 ha
- Additional services: 3.9 ha



Characteristics of the land plot

- The land area has been divided into 35 plots (from 0.4 to 7.9 hectares in size);
- 75% of the territory is free from construction;
- Purpose: industrial land;
- Cadastral numbers: available.



Engineering infrastructure

- Pump-type water supply and drainage;
- Gas supply - gas distribution stations of low and medium pressure;
- Power supply with a capacity of 24 MW.



- European route E-50 - 4 km;
- Regional highway T0410 - 0.1 km



3 railway stations in the radius - 3 km.



the Dnipro River - 1.5 km



Managing company

CE "Dnipro Development Agency" of the Dnipro City Council

www.dda.dp.ua

Industrial park “Eco-Steel”

The creation of Eco-Steel is to rebuild industry of Ukraine and to accelerate the "green transition" for processing industry, "green metallurgy", companies of construction materials production, logistics and related services by meeting the needs of these companies for properly equipped industrial areas with environmentally sustainable and stable engineering and transport infrastructure and affordable production and warehouse space. An industrial park is being created for 50 years.



Project zones

- zones of production and warehousing purposes;
- engineering support zones;
- renewable energy zones;
- employee recreation areas;
- parking areas for cars and trucks;
- roads beyond the railway line.



Project economic indicators

- Expected amount of investments: \$293 million.



Characteristics of the land plot

- area: 23.86 ha (Green-field) can be expanded;
- intended use: industry land.



Engineering infrastructure

- water supply and sewage (maximum expected capacity of 5.540 m³/day);
- gas supply - gas distribution stations (maximum expected capacity of 4.000 m³/h);
- electricity supply (maximum expected capacity of 60 MW).



- National highway: H-23 – 6 km, H-11 – 6,5 km,
- Regional highway: P-74 – 11.7 km,



Railway station – 22.3 km.



LLC "GVINEA"

Managing company

Industrial park “KRYVBASS”

The main goal of creating a park is to attract investments to the city's economy by forming mechanisms for effectively satisfying investor demand for prepared sites, ensuring economic development and increasing the competitiveness of the territory, developing modern production and market infrastructure. The priority areas of activity of the industrial park are machine building, production of building materials, logistics center



Project goals

- Attraction of investments and diversification of the Kryvyi Rih economy;
- Creation of new industrial productions using innovative, energy-saving and environmentally friendly technologies;
- Creation of new jobs;
- Development of the city's engineering, transport and logistics infrastructure;
- Improvement of the city's investment image.



Economic indicators of the project

- State budget \$233 thousand.
- Management company \$697 thousand.



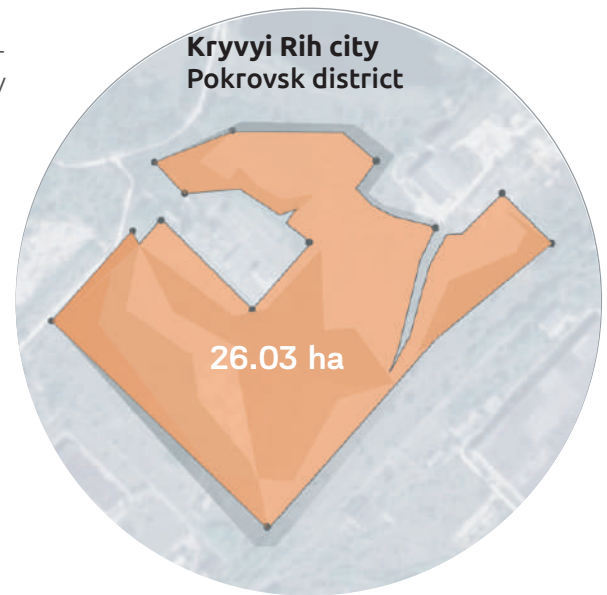
Characteristics of the land plot

- Area: 26.03 ha;
- There are no buildings and structures on the land plot;
- Target purpose: land of industry;
- The manager: Kryvyi Rih city council.



Engineering infrastructure

- water supply: potential connection to the existing water pipe Ø225 mm, 1 MPa – 1 km;
- water discharge: connection to Kryvyi Rih sewage facility – 2 km, sewage pumping station – 0.8 km;
- gas supply: connection to the existing network –throughput of 5500 m³/h – 2 km, gas distribution station (GDS) – 1.9 km;
- electricity supply: connection to substations: 150/35/10 kW – 0.05 km; substation 150/35/10 kW – 2.5 km.



- National highway – 5.5 km;
- National highway H-23 – 11.5 km;
- Regional route – 1 km.



Railway station – 2 km.



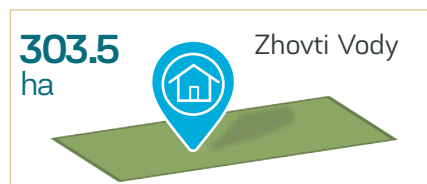
Managing company

CE Kryvyi Rih city development institution.

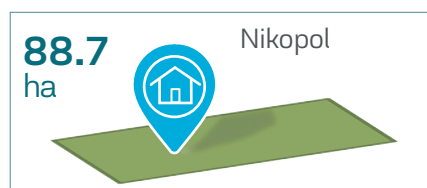
www.irm.kr.ua

Territories of industrial development

The territories of industrial development are located on the land plots of former industrial productions which are provided with sufficient engineering and logistics infrastructure, existing operating productions and are located in cities with a developed social and professional base.



- **4 plots** of industrial land in the industrial zone of the city;
- Orientation of enterprises operating in the industrial zone: mining and processing industry;
- Available water, gas and electricity supply.



- **8 plots** of industrial land on the territory of the former Nikopol South Pipe Plant
- Orientation of enterprises operating in the industrial zone: metallurgy and metal processing;
- Available water, gas and electricity supply.



- **12 plots** of industrial land on the territory of INTERPIPE of the Novomoskovsk Pipe Plant;
- Orientation of enterprises operating in the industrial zone: metallurgy, metal processing, production of metal structures, chemistry;
- Available water, gas and electricity supply.



- **4 plots** of industrial land in the industrial zone of the city;
- Orientation of enterprises operating in the industrial zone: production of glass containers, concrete and reinforced concrete products, metallurgy;
- It is possible to connect to water, gas and electricity supply.



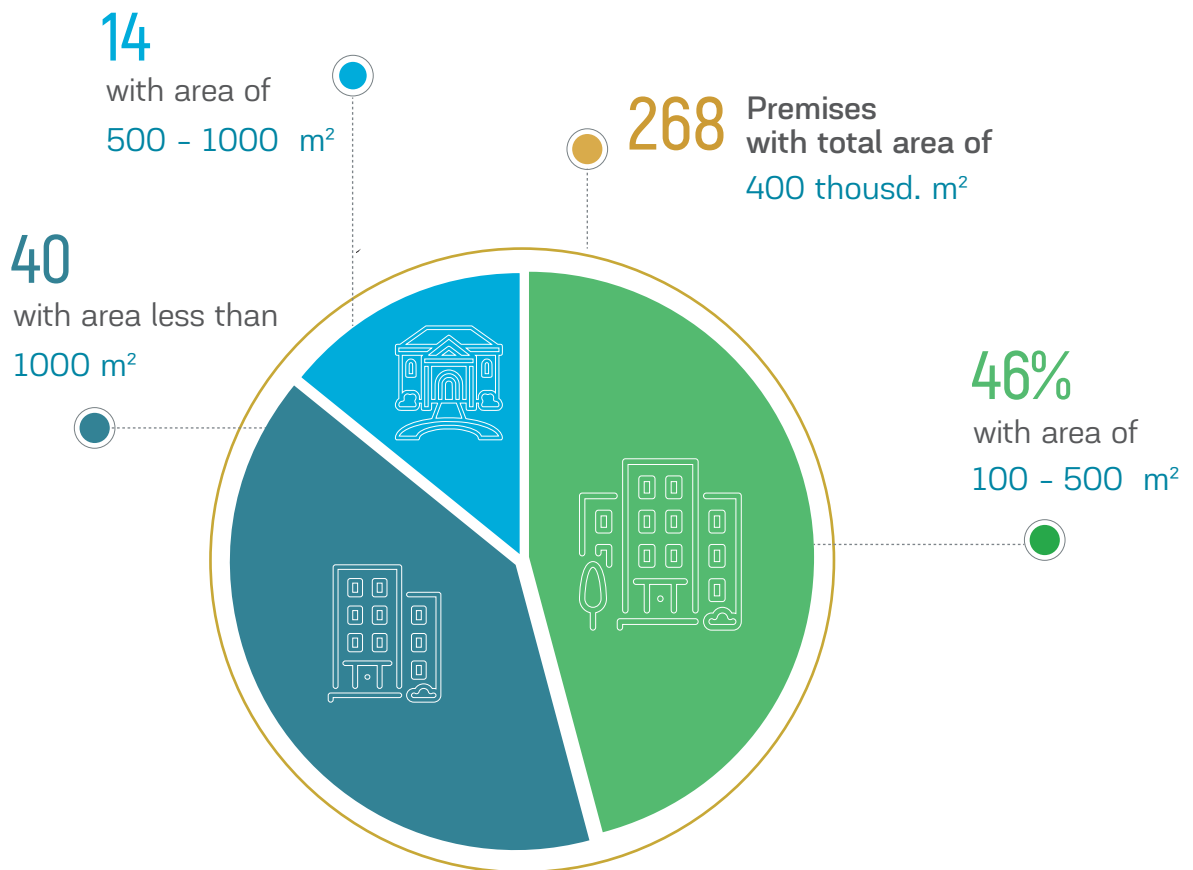
- Land plot for industrial purposes with total area of 250 ha offered in the industrial zone of the city;
- activity areas of the enterprises operating in the industrial zone: mining industry, engineering, construction, chemical, food and light industry;
- It is possible to connect to water, gas and electricity supply.

Proposals of land plots for residential development projects

400 thousd. m² (approximately) are offered for private enterprises and individuals planning to move their activities to the region. These are proposals of free production space – premises and buildings, both for large productions and for small businesses.

Vacant buildings and premises in which enterprises will be able to resume their production:

- 23 logistics infrastructure;
- 45 industry;
- 8 agro-industrial complex;
- 48 urban development (medical institutions, schools, kindergartens, shops, etc.);
- 90 office premises;
- 54 others.



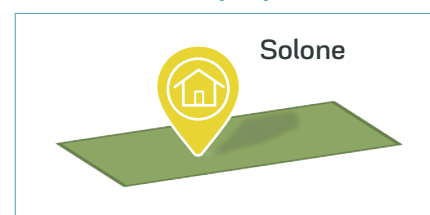
Buildings and premises for creating productions from the DIA catalogue

Up to 50 m², 23 proposals



- **Workshop** – 30 m²;
- Water and electricity supply available
- Transfer to lease;
- The premises are located on the territory of an industrial enterprise, it has the possibility of equipping an exhaust opening.

50-100 m², 17 proposals



- **Household building** – 170 m²;
- Availability of water, gas and electricity supply;
- Communal ownership, lease;
- Salty Free premises are located on the 3rd floor:
 - 51 m² (9.45x5.45 m) and 53 m² (9.75x5.5 m);
 - 32 m² (6.0x5.45 m) and 30 m² (9.05x3.36 m).
- Number of floors – 3. Technical condition – average.



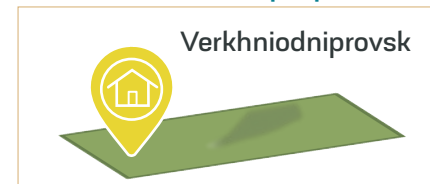
- **Bakery** – 70 m²;
- Availability of water, gas and electricity supply;
- Private property, lease/sale;
- The bakery building has a ceiling height of 3 m, the floor is a concrete screed, tiles. Number of floors – 1. Technical condition – average.

100-500 m², 70 proposals



- **Bread factory** – 280 m²;
- Availability of water and electricity supply;
- Private property, lease/sale;
- The building is surrounded by a concrete fence and has asphalted areas.
- Ceiling height – 4 m, number of floors – 1. Technical condition – average.

500-1 000 m², 38 proposals



- **Industrial building** – 500 m²;
- Availability of water and electricity supply;
- Private property, lease/sale;
- The building has a reinforced concrete floor covering.
- Technical condition – average.

Buildings and premises for the establishment of production facilities

Property complex of industrial buildings

The territory of the object is fenced with a reinforced concrete fence. 6 railway tracks on the territory of the object, 2 approach asphalt concrete automotive roads and 2 entry roads to the territory.

List of objects:

- 5 manufacture workshops $\approx 6\,996\text{ m}^2$;
- 4 industrial buildings $\approx 2\,220\text{ m}^2$;
- 7 additional spaces $\approx 800\text{ m}^2$ (shop, cooler (cooling tower) security premises, shed, unsheltered warehouse);
- open-storage production and transport spaces;
- total area ≈ 10 thousand m^2 .

Land plot infrastructure

- land plot: 7.17 ha
- engineering infrastructure: available.

Initiator: PJSC “Linde Gas Ukraine”
www.linde-gas.com.ua

Location: the city of Dnipro

Mechanisms for cooperation

- sale;
- long lease.



Industrial and administrative building

List of objects

- production facilities , 10 017 m^2 ;
- administrative premises – 2 524 m^2 ;
- amenity premises for operational personnel – 1 262 m^2 ;
- total area ≈ 14 thousand m^2 .

Land plot infrastructure

- land plot: 1.7 ha
- engineering infrastructure: available.
- access asphalt-concrete road, 4 m wide;
- own transformer substation.

Initiator: LLC “Engineering company “KRIPTO”
www.kripto.com.ua

Location: the city of Zhovti Vody

Mechanisms for cooperation

- joint venture;
- long lease;
- sale of shares.



Buildings and premises for the establishment of production facilities

Complex of industrial buildings

List of objects

- production areas, more than 5000 m²;
- offices and premises for production staff 2500 m²;
- total area ≈ 7,5 thousand. m².

Land plot infrastructure

- land plot: 1.23 ha
- engineering infrastructure: available.
- lifting bridge cranes 5/10/15 tons;
- a connected railroad track and asphalt driveway.

Location: the city of Pavlograd

Mechanisms for cooperation

- equity interest;
- joint venture;
- long-term lease;
- sale of interest.

Initiator: Pavlohrad repair-mechanical plant



Production area

List of objects

- 1.700 m² of production space, which is part of production facility;
- 3 administrative and amenity premises: from 100 to 500 m²;
- total area ≈ 2 thousand. m².

Land plot infrastructure

- land plot: 1.5 ha
- engineering infrastructure: available.
- production area have been renovated and equipped.
- there are 3 cargo ramps.
- an asphalt access road is available.

Location: the city of Verkhniodniprovsk

Mechanisms for cooperation

- long-term lease.

Initiator: Verkhniodniprovska TC
<https://vdn.otg.dp.gov.ua/>



Buildings and premises for the establishment of production facilities

Production and warehouse premises

List of objects

- 3-storey building with a total area of 1105.8 m²;
- 2 warehouses with a total area of 110.5 m²;
- 2 garages with a total area of 117 m² (has 3 boxes) and 55 m²;
- a utility room with an area of 66.5 m²;
- total area ≈ 1.4 thousand. m².

Land plot infrastructure

- land plot: 0.23 ha
- engineering infrastructure: available.
- the territory is with a concrete fence, there is a checkpoint, two automatic gates.
- there is a separate entrance with automatic gates to the cold warehouse. There is also a parking.

Location: the city of Kryvyi Rih

Mechanisms for cooperation

- long-term lease;
- sale of property.

Initiator: Kryvyi Rih City territorial community
<https://kr.gov.ua/>



A complex of industrial buildings

List of objects

- production shop 1 with an area of 3625 m²;
- production shop 2 with an area of 1210 m²;
- production workshop 3 with an area of 1701 m²;
- 6 additional premises with the area of: 205 m², 46 m², 717 m², 81 m², 387 m², 445 m²;
- total area ≈ 8 thousand. m².

Land plot infrastructure

- land plot: 3.4 ha
- engineering infrastructure: available.
- there is also an asphalt access road and a railroad track at a distance of 350 meters.

Location: the city of Apostolove

Mechanisms for cooperation

- long-term lease;
- sale of property.

Initiator: "Apostolivagromash" LLC
<https://apostolovagromash.wixsite.com/apostolovagromash>



ABOUT DIA

Dnipropetrovsk Regional Investment Agency (DIA) has long-term experience in maintaining investors in the region.

DIA services were used by more than 70 companies both foreign and domestic, such as: Glass Trösch, Caparol, Maïsadour Semences, Brukland and others.

The main task of the Agency is to assist investors in the projects implementation in the region.



In the framework of cooperation and partnership, DIA:

- Offers relevant directions for investing, investment projects of companies and territories for the project implementation.
- Generates and presents analytical information, which is necessary to make investment decisions.
- Carries out the land plot selection in accordance with the investors' needs (the Agency database has more than 470 land plots with total area of 4.8 thousand ha).
- Establishes communication with the potential investor for further investment project implementation. Provides services of personal investment manager. The Agency makes project implementation road map.
- Carries out post-investment companies' support.
- Assists in selection of potential partners with corresponding competence (the Agency has the Competence Database, which accounts for more than 1 000 companies).
- Creates and presents marketing products to promote a positive reputation of the region as a reliable.

Large companies that have already used the services of DIA:



National platforms for attracting foreign investments



Advantage Ukraine

www.advantageukraine.com

An investment initiative of the Government of Ukraine, which includes more than 500 investment projects and opportunities worth more than \$400 billion in 10 sectors of the economy.

Each potential investor, having registered on the platform, will receive comprehensive information about investment opportunities in a specific project and the benefits that he will have from investing in the economy of Ukraine.



Ukraine Invest

www.ukraineinvest.gov.ua

Government investment attraction and support office created to attract foreign direct investment and help existing investors expand their business in Ukraine.



Impact-investing attraction platform (MVP)

www.business.dii.gov.ua


The resource allows entrepreneurs to communicate with potential investors, presenting their impact investment projects. The platform was created with the support of UNDP in Ukraine.



«Science and business» platform

www.s2b.nauka.gov.ua

An online platform for communication between the scientific community and business for the commercialization of scientific research and the implementation of joint projects. The "Science and Business" platform was created by the Ministry of Education and Culture within the framework of participation in the project of the federal company Deutsche Gesellschaft für Internationale Zusammenarbeit (GIZ) GmbH.



Chamber of commerce and industry of Ukraine

www.ucci.org.ua

Investment promotion and project activity. Search for potential international partner companies for the implementation of joint projects with Ukrainian enterprises. Search for international investors and funds for the implementation of projects of Ukrainian companies.

USEFUL LINKS



DIA investment portal

www.dia.dp.gov.ua

Section «Doing business» contains detailed and up-to-date information on starting business, investor support, land allocation.



UkraineInvest

www.ukraineinvest.gov.ua



Diia Business portal

www.business.diia.gov.ua/



System of open electronic procurement – Prozorro

www.prozorro.gov.ua



Administrative services centers (ASC)

www.adm.dp.gov.ua/cnap

COORDINATORS

Valentyna Zatyshniak
Alim Molodan
Tamara Ivanova

ANALYTICS

Anna Kovalchuk
Yulia Kniazyk
Halyna Savran
Yuliia Sharai

GRAPHIC DESIGN

Anton Druzhynin

TRANSLATION

Yuliia Kniazyk
Anton Druzhynin



In publication it was used data obtained from the State Statistics Service of Ukraine, the Main Directorate of General Office of State Fiscal Service in Dnipropetrovsk Region, as well as regional enterprises official open sources (enterprises official websites) as well as data obtained as a result of the region IT market research commissioned by IT Dnipro Community.

Dnipropetrovsk regional investment agency

www.dia.dp.gov.ua

2, O. Paul Ave, office 538, Dnipro city

tel.: +380 56 742 86 87

e-mail: info@dia.dp.ua

fb.com/dia.investment

t.me/dia_investment